ASTRO TOOL™

CONNECTOR ASSEMBLY TOOLING

Product Catalog and Tool Selection Guides

LIMITED WARRANTY: Astro Tool Corp. (ATC) warrants each new product sold by it to be free from defects in material and workmanship under normal use and service. ATC's obligation under this warranty is limited to the free correction or, at ATC's option, the refund of the purchase price of any such product which proves defective in normal service within ninety (90) days after delivery to the first user, provided that the product is returned to ATC with all transportation charges prepaid and which shall appear to ATC's satisfaction, after ATC's inspection, to have been defective in material or workmanship, it being understood that ATC products are not consumer products. This warranty shall not cover any damage to any product which, in the opinion of ATC, was caused by normal wear, misuse, improper operation, tampering, neglect, or accident. This warranty is in lieu of all other warranties express or implied. No warranty, express or implied, is made or authorized to be made or assumed with respect to products of Astro Tool Corporation other than those herein set forth.

 © 2025 Astro Tool Corp.

TABLE OF CONTENTS

Overview

Page 01 About Us
Page 02 Industries We Serve
Page 03 History of Excellence

Crimp Tools

Page 05 Indent Crimp Tools
Page 13 Specialty Crimp Tools
Page 15 Form Crimp Tools

Accessories

Page 19 Bench Mounts
Page 20 Foot Valve Assembly
Page 20 Connector Assembly Pliers

Tool Selection Guides

Page 21 M39029 Contacts
Page 50 RF Connectors
Page 56 Terminals and Splices
Page 64 Harting Connectors

Support Services

Page 65 Repair and Calibration
Page 65 Customer Assistance
Page 65 AWG to Metric Sizing

About Us

Powering connections for over 50 years.

Astro Tool is a global leader in precision connector assembly tooling, trusted by mission-critical industries such as aerospace, military, and medical. Our success is driven by a commitment to create tooling solutions that deliver unmatched reliability and precision in every connection.

Astro's state-of-the-art facility and strict quality control standards ensure consistent performance across all product lines. All Astro tools are proudly designed and assembled in the United States and maintain full compliance with ISO9001 and AS9000 standards.

© 2025 Astro Tool Corp.

Industries We Serve

Astro has a long history of supporting specialized industries that rely on precision. Our products play a vital role in the repair, maintenance, and creation of complex electrical systems found in aerospace programs, military missions, and medical technologies. Astro is proud to support the evolving needs of a wide range of industries including:



Military

Aerospace

Medical

Oil & Gas

Telecom

Alternative Energy

A HISTORY OF EXCELLENCE

1950s

1953
Stephen Buchanan enters the market with the first indent crimp tool patent.

1956
The first Military Standard crimp tool (MS3191) is released. This tool is still manufactured by Astro today.

1960s

1969
Astro is incorporated in California and begins manufacturing precision tools for connectors.

1969
Buchanan is listed in the first Qualified Products Listing (QPL-22520).

1970s

1971
Military Standard MIL-C-22520D is issued and used in military and aerospace applications.

1975
Buchanan is sold to Amerace Corp, a manufacturer of aerospace lighting, transformers, and cable connectors.

© 2025 Astro Tool Corp.

1980s

1986
Astro acquires the assets of Amerace Corp. and moves all tool production to Oregon.

1986
Astro meets the requirements of the Qualified Product List (QPL) and is added to the QPL for MIL-C-22520D.

1989
Astro's large gauge crimp tools and accessories are added to M22520/23 QPL.

2010s

2010
Astro's M22520/40-01 is added to the QPL.

2013
Astro enhances the M22520/2 and /7 design for improved ease of use and ergonomics.

2014
Astro begins production of electronic-equipped crimp tools.

2014
Astro begins production of the Boeing 787 electrical maintenance tool kit.

2020s

2025
Astro consolidates operations and transitions from Oregon and Texas to a single location in Tennessee.

615717

Adjustable Lower-Range 8-Indent Crimp Tool

CRIMP STYLE

The 615717 is an adjustable, lower range crimp tool that is qualified to AS22520/2. It produces an 8-indent crimp on machined pin and socket contacts onto small wires. The 8-step selector knob adjusts the tightness of the crimp while the positive ratchet system guarantees a complete crimp cycle with every use.

Length x Width x Height	6.88" x 1" x 1.62"
Weight	8.8 oz

M22520/2-01
(5120-00-165-3910)

28 to 20 AWG

QPL Approved

615716 Go/No-Go Gage
(M22520/3-1 and 5220-00-090-6722)

M22520/2 QPL Products

The tables below highlight qualified accessories required for accurate crimping with the 615717 tool.

MILITARY PART NUMBER	ASTRO PART NUMBER	NSN
M22520/2-01	615717	5120-00-165-3910
M22520/2-02	615718	5120-00-165-3913
M22520/2-03	615719	5120-00-016-7657
M22520/2-04	615720	5120-00-017-3640
M22520/2-05	615721	5120-00-017-3742
M22520/2-06	615722	5120-00-017-3809
M22520/2-07	615723	5120-00-017-3827
M22520/2-08	615724	5120-00-017-3921
M22520/2-09	615725	5120-00-017-3927
M22520/2-10	615726	5120-00-017-3932
M22520/2-11	615727	5120-00-017-3934
M22520/2-12	615729	5120-00-17-3935
M22520/2-13	616031	5120-00-132-6939
M22520/2-14	616032	5120-00-132-6962
M22520/2-15	616033	5120-00-132-6978
M22520/2-16	616034	5120-00-132-7868
M22520/2-17	616035	5120-00-132-7873
M22520/2-18	616036	5120-00-132-7894

MILITARY PART NUMBER	ASTRO PART NUMBER	NSN
M22520/2-19	616037	5120-01-201-1378
M22520/2-20	616038	-
M22520/2-21	616039	5120-00-133-0029
M22520/2-22	615448	-
M22520/2-23	616191	5120-01-106-3731
M22520/2-24	616260	5120-00-348-7531
M22520/2-25	616411	-
M22520/2-26	616412	5120-00-133-3263
M22520/2-27	616413	5120-00-124-3678
M22520/2-29	616415	5120-00-124-3682
M22520/2-30	616416	5120-01-117-3905
M22520/2-31	616417	-
M22520/2-32	620261	5120-01-191-5898
M22520/2-33	615257	5120-00-116-7451
M22520/2-34	620499	-
M22520/2-35	620517	-
M22520/2-36	616429	-
M22520/2-37	640001	-

Contact Astro for additional positioners.

© 2025 Astro Tool Corp.

Powered Alternative

Astro offers air powered equivalents to support high production needs.



Requires 80 to 120 PSI. The 621100 meets European Conformity (CE) standards.

621100

- Meets all performance requirements of 615717
- Full cycle control ensures a complete crimp
- Ergonomic design minimizes repetitive motion injuries
- Portable tool that can be suspended or mounted on the 621102 bench mount (page 19)
- Compatible with 615716 gage

Length x Width x Height	10.5" x 1.5" x 4.75"
Weight	30 oz

Compatible Positioners

The 615717 tool supports a range of positioners for specific contact and wire combinations. Standard and adjustable varieties are available. The standard positioner offers more accuracy and is the recommended choice for an accurate termination. The adjustable positioner can crimp a larger range of contacts making it ideal for lab work or prototype applications.

Standard Positioner

Adjustable Positioner (615179)

GTP100 Positioner

The GTP100 (809-005) positioner is designed to crimp 850-095-1 contacts compatible with Glenair's Mighty Mouse connectors. These include the 257-161 and 257-162 connectors.

GTP100

UNDERSTANDING THE DATA PLATE

Accurate selector settings are vital in determining the tightness of the crimp. Each positioner has a data plate that aids in the selection process.

1. Confirm your contact type is listed on the dataplate.
2. Locate your wire size to determine the correct selector setting.

Example: An MS24254-20P contact used with a 26 AWG wire requires the selector setting be adjusted to 4 before crimping.

616336

Adjustable Mid-Range 8-Indent Crimp Tool

CRIMP STYLE

The 616336 adjustable crimp tool is qualified to AS22520/7 and provides reliable performance within the middle range of crimping applications. The 8-indent crimp style is designed for machined pin and socket contacts. The 8-step selector knob enables precise control over crimp tightness, while the positive ratchet mechanism ensures a full crimp cycle with each operation.

Length x Width x Height	6.88" x 1" x 1.62"
Weight	8.8 oz

M22520/7-01
(5120-00-133-1747)

22 to 16 AWG

QPL Approved

616337 Go/No-Go Gage
(M22520/3-3 and 5220-00-338-0378)

M22520/7 QPL Products

The table below highlights qualified accessories required for crimping with the 616336. The 616336 can be paired with multiple interchangeable positioners. Each positioner accommodates a specific contact and wire combination to ensure an accurate and reliable crimp.

MILITARY PART NUMBER	ASTRO PART NUMBER	NSN
M22520/7-01	616336	5120-00-133-1747
M22520/7-02	616327	-
M22520/7-03	616328	5120-00-133-1770
M22520/7-04	616329	5120-00-133-1772
M22520/7-05	616330	-
M22520/7-06	616331	5120-00-133-1781
M22520/7-07	616332	5120-00-133-1782
M22520/7-08	616333	5120-00-133-1785
M22520/7-09	616334	5120-00-133-1790
M22520/7-10	616335	5120-00-133-1792
M22520/7-11	620083	5120-01-122-1201
M22520/7-12	620084	5120-01-112-2925
M22520/7-13	620085	5120-01-110-4472

Contact Astro for additional positioners.

© 2025 Astro Tool Corp.

User Resources

The 616336 crimp tool covers wire sizes between the lower range of the 615717 crimp tool and the upper range of the 615708 crimp tool. The tool's mid-range capabilities allow operators to rely on one crimp tool for many common tasks.



UNDERSTANDING THE DATA PLATE

Accurate selector settings are vital in determining the tightness of the crimp. Each positioner has a data plate that aids in the selection process.

1. Confirm your contact type is listed on the dataplate.
2. Locate your wire size to determine the correct selector setting.

Example: An MS27490-22M contact used with a 26 AWG wire requires the selector setting be adjusted to 2 before crimping.

615708

Adjustable Upper-Range 8-Indent Crimp Tool

CRIMP STYLE

The 615708 adjustable crimp tool is qualified to AS22520/1 and operates within the upper range of crimping capabilities. It produces an 8-indent crimp on machined pin and socket contacts. The 8-step selector knob allows for the precise adjustment of crimp tightness, while the positive ratchet system ensures a complete crimp cycle with every use.

Length x Width x Height	9″ x 1″ x 3″
Weight	1.4 lbs

M2252/01-01
(5120-00-165-3912)

20 to 12 AWG

QPL Approved

615716 Go/No-Go Gage
(M22520/3-1 and 5220-00-090-6722)

M22520/1 QPL Products

The table below highlights qualified accessories required for crimping with the 615708.

MILITARY PART NUMBER	ASTRO PART NUMBER	NSN
M22520/1-01	615708	5120-00-165-3912 5120-01-335-8571
M22520/1-02	615709	5120-00-016-6382
M22520/1-03	615710	5120-00-016-6554
M22520/1-04	615711	5120-00-016-7582
M22520/1-05	615712	5120-00-165-3911
M22520/1-06	615713	-
M22520/1-07	615714	-
M22520/1-08	615715	5120-00-016-7654
M22520/1-09	615821	5120-00-132-5039
M22520/1-10	615822	5120-00-132-5095
M22520/1-11	616406	5120-01-127-5231
M22520/1-12	616407	5120-01-036-9220
M22520/1-13	616408	5120-01-036-9221
M22520/1-14	616409	5120-01-036-9222
M22520/1-15	616410	5120-01-036-9223
M22520/1-16	620172	-



Contact Astro for additional turrets/positioners.

© 2025 Astro Tool Corp.

Powered Alternative

Astro offers air powered equivalents to support high production needs.



Requires 80 to 120 P.S.I. The APC708 meets European Conformity (CE) standards.

APC708

- Meets all performance requirements of 615708
- Full cycle control ensures a complete crimp
- Accommodates sizes 30 to 12 AWG
- Actuate using tool trigger or foot pedal assembly
- Mountable on the 11380 or 11380-3 bench mount for a secure hold (page 19)
- Compatible with 615716 gage and M22520/1 style turrets and positioners

Length x Width x Height	13" x 2.75" x 5.5"
Weight	4.4 lbs

Compatible Positioners

The 615708 tool supports a range of positioners and turrets for specific contact and wire combinations. Standard and adjustable varieties are available. The standard positioner or turret offers more accuracy and is the recommended choice for an accurate termination. The adjustable positioner can crimp a larger range of contacts but requires careful inspection of the termination. It is suitable for lab work or prototype applications.

Standard Turret

Single Purpose Positioner

Adjustable Turret Positioner (615712)

UNDERSTANDING THE DATA PLATE

Accurate selector settings are vital in determining the tightness of the crimp. Each turret has a label that aids in the selection process.

1. Determine the contact type and wire barrel size.
2. Adjust the turret to align the indicator line to the correct color.
3. Identify the wire size to determine your selector setting.

Example: An MS3343-20-20 contact used with a 20 AWG wire requires the selector setting be adjusted to 4 and the turret aligned with red before crimping.

MS3343 (A AND B) MS90460 (A AND B) MS90461 (A AND B)	POSITIONER AND MATING END COLOR	26	24	22	20	18	16	14	12	WIRE SIZE
–20–20	RED	1	2	3	4					SELECTOR NUMBER
–16–16	BLUE				4	5	6			
–12–12	YELLOW							7	8	

AMT23B

Large Gauge Indent Crimp Tool

The AMT23B is a large gauge crimp tool that is qualified to AS22520/23. It produces indent crimps on machined pin and socket contacts, uninsulated terminals, and splices. The AMT23B guarantees a completed crimp cycle with every use. It requires both a die and locator to crimp wire.

Length x Width x Height	17" x 6.5" x 10"
Weight	19 lbs



M22520/23-01 | **8 to 4/0 AWG** | **QPL Approved** | **Pneumatic**

M22520/23 QPL Products

The table below highlights qualified accessories required for crimping with the AMT23B.

DESCRIPTION	DIE OR LOCATOR			GAGE	
	MILITARY PART NUMBER	ASTRO PART NUMBER	NSN	MILITARY PART NUMBER	ASTRO PART NUMBER
Die 8	M22520/23-02	AMT23002DA	5130-01-117-3899	M22520/3-18	AMTG2302**
Die 6	M22520/23-03	AMT23003DA	5120-01-618-1632	M22520/3-19	-
Die 4	M22520/23-04	AMT23004DA	5130-00-973-7317	M22520/3-20	AMTG2304**
Die 1/0	M22520/23-05	AMT23005DA	5130-00-808-6385	M22520/3-21	AMTG2305**
Die 2/0	M22520/23-06	AMT23006DA	-	M22520/3-22	-
Die 4/0	M22520/23-07	AMT23007DA	5130-01-385-7136	M22520/3-23	-
Locator 8	M22520/23-09	AMT23009L	5130-01-117-3890	-	-
Locator 6	M22520/23-10	AMT23010L	5130-01-232-1218	-	-
Locator 4	M22520/23-11	AMT23011L	5130-00-116-2902	-	-
Locator 4, 4N*, 4G*	M22520/23-12	AMT23012L	5130-01-232-1217	-	-
Locator 1/0	M22520/23-13	AMT23013L	5130-01-236-3959	-	-
Locator 1/0, 1/0N*, 1	M22520/23-14	AMT23014L	5120-01-671-8337	-	-
Locator 2/0, 2/0N*	M22520/23-15	AMT23015L	-	-	-
Locator 4/0, 4/0N*	M22520/23-16	AMT23016L	-	-	-

Die Assembly

Locator

**N indicates neutral pin. G indicates grounding pin.*
***QPL Pending*

© 2025 Astro Tool Corp.

CONTACT APPLICATION CROSS REFERENCE

CONTACT PART NUMBER	PIN OR SOCKET	WIRE BARREL SIZE	DIE	LOCATOR
SAE-AS50151 REAR RELEASE 3450 SERIES				
M39029/29-214	PIN	8	AMT23002DA	AMT23009L
M39029/29-215	PIN	4	AMT23004DA	AMT23011L
M39029/29-216	PIN	0	AMT23005DA	AMT23013L
M39029/30-220	SOCKET	8	AMT23002DA	AMT23009L
M39029/30-221	SOCKET	4	AMT23004DA	AMT23011L
M39029/30-222	SOCKET	0	AMT23005DA	AMT23013L
SAE-AS50151 FRONT RELEASE 3400 SERIES				
M39029/44-291	PIN	8	AMT23002DA	AMT23009L
M39029/44-292	PIN	4	AMT23004DA	AMT23011L
M39029/44-293	PIN	0	AMT23005DA	AMT23013L
M39029/45-298	SOCKET	8	AMT23002DA	AMT23009L
M39029/45-299	SOCKET	4	AMT23004DA	AMT23011L
M39029/45-300	SOCKET	0	AMT23005DA	AMT23013L

CONTACT PART NUMBER	PIN OR SOCKET	WIRE BARREL SIZE	DIE	LOCATOR
MIL-DTL-22992 CLASS L HEAVY-DUTY CYLINDRICAL CONNECTOR				
M39029/48-317	PIN	6	AMT23003DA	AMT23010L
M39029/48-318	PIN	6	AMT23003DA	AMT23010L
M39029/48-319	PIN	6	AMT23003DA	AMT23010L
M39029/48-320	PIN	4	AMT23004DA	AMT23012L
M39029/48-321	PIN	4	AMT23004DA	AMT23012L
M39029/48-322	PIN	4	AMT23004DA	AMT23012L
M39029/48-325	PIN	2/0	AMT23006DA	AMT23015L
M39029/48-326	PIN	2/0	AMT23006DA	AMT23015L
M39029/48-327	PIN	4/0	AMT23007DA	AMT23016L
M39029/48-328	PIN	4/0	AMT23007DA	AMT23016L
M39029/49-329	SOCKET	6	AMT23003DA	AMT23010L
M39029/49-330	SOCKET	6	AMT23003DA	AMT23010L
M39029/49-331	SOCKET	4	AMT23004DA	AMT23012L
M39029/49-332	SOCKET	4	AMT23004DA	AMT23012L
M39029/49-334	SOCKET	2/0	AMT23006DA	AMT23015L
M39029/49-335	SOCKET	4/0	AMT23007DA	AMT23016L

Pico To Astro Cross Reference

Astro provides /23 dies and locators that are compatible with the AMT23B, the Rennsteig Pico* 400, and the Daniels Manufacturing Corporation (DMC) WA23 and WA23B pneumatic crimp tools. Users may also use Pico 400 or DMC dies and locators on the AMT23B. It is imperative that operators ensure that they use mil-spec tooling only for military applications.



M22520/23 DIES

PICO DIE	ASTRO DIE
414DA-I/0N 414DA-0N	AMT23005DA (M22520/23-05)
414DA-2/0N	AMT23006DA (M22520/23-06)
414DA-4N	AMT23004DA (M22520/23-04)
414DA-4/0N-1	AMT23007DA (M22520/23-07)
414DA-6N	AMT23003DA (M22520/23-03)
414DA-8N	AMT23002DA (M22520/23-02)

**Pico is a registered trademark of Pico Tools Corporation owned by The Rennsteig Group.*

M22520/23 LOCATORS

PICO LOCATOR	ASTRO LOCATOR
4046A	AMT23009L (M22520/23-09)
4066	AMT23013L (M22520/23-13)
4112	AMT23011L (M22520/23-11)
4297-1	AMT23016L (M22520/23-16)
4297-2	AMT23015L (M22520/23-15)
4297-3	AMT23014L (M22520/23-14)
4297-5	AMT23012L (M22520/23-12)
4297-6	AMT23010L (M22520/23-10)

Specialty Crimp Tools

Miniature Contacts, Harting Contacts, and More

Astro's portfolio of specialty indent crimp tools offers application-specific solutions that meet our customer's needs. These tools provide a distinct advantage over conventional crimp tools and can be used in medical or industrial applications. Many specialty crimp tools offer unique indenter styles or practical features, from dedicated positioners to mechanical stops. All specialty tools feature a cycle controlled ratchet.

Length	7.5″
Width	0.85″
Height	2.6″
Weight	0.7 lbs

612118

- Equipped with steel O6 indenters that produce an 8-indent crimp on copper contacts
- Conforms to MIL-DTL-22520
- Features a thimble-style knob to adjust crimp depth from .015 to .035 inches
- Adjustable increment settings of .0005 inch
- Ideal for most micro-miniature size 20 machined contacts and wire size 30 - 20 AWG
- Can be used for medical applications

Functional Equivalents

- The alternative 612118SS crimp tool contains hardened steel D2 indenters for crimping stainless steel contacts

Length	9.5″
Width	1.2″
Height	3″
Weight	1.4 lbs

612548

- Produces an 8-indent crimp
- Features a thimble-style knob to adjust crimp depth from .025 to .075 inches
- Adjustable increment settings of .001 inch
- Ideal for most micro-miniature size 12 machined contacts and wire size 26 - 12 AWG
- Can be used for medical applications

Functional Equivalents

- MFT-style pneumatic equivalent is 612141-1
- The alternative 612548SS crimp tool contains specially hardened indenters for crimping stainless steel applications and its pneumatic equivalent is the APC548SS
- The alternative 612548-2 crimp tool is modified to accept M22520/1 and MS3191-XT style turrets and its pneumatic equivalent is the 612141

© 2025 Astro Tool Corp.

Length	9.5″
Width	1.1″
Height	2.1″
Weight	1.2 lbs

615466-8

- Produces an 8-indent crimp
- Enables users to set consistent crimp depths using an adjustable mechanical stop
- Ideal for crimping contact contacts sizes 20 - 12 AWG
- Suitable for industrial applications
- Compatible with the locators used for the 612548 crimp tool and 621205 Harting crimp tool

Length	9.75″
Width	1.13″
Height	3″
Weight	1.4 lbs

See page 64 for locators application table.

621205

- Designed for machined pin and socket contacts installed in Harting Rectangular Power Connector Han D and Han E series connectors
- Features a thimble-style knob to adjust crimp depth from 1.0 mm to 2.0 mm inches
- Adjustable within .0007 inches
- Equivalent to Harting 09 99 000 0001
- Suitable for industrial applications

Functional Equivalents

- The alternative 621205L crimp tool includes the main tool frame, a 09 99 000 0310 locator for Han E 16A contacts and a 09 99 000 0311 locator for Han D 10A contacts

Length	7″
Width	1.35″
Height	1.63″
Weight	0.7 lbs

A100

- Dedicated 7102852 locator eliminates need for multiple accessories
- Designed for MS3190 size 20 wire barrel contacts

620175
Form Crimp Tool

The 620175 open frame crimp tool is qualified to AS22520/5. Interchangeable die sets make this tool suitable for AS39029 triaxial and coaxial connectors. The positive ratchet system ensures a completed crimp cycle each time. This tool can crimp insulated and uninsulated terminals, wire splices, and end caps.

Length x Width x Height	11" x 0.88" x 2"
Weight	1.4 lbs



M22520/5-01 | 26 to 10 AWG | QPL Approved | Varies

M22520/5 QPL Products

The table below highlights qualified dies required for accurate crimping with the 620175.

MILITARY PART NUMBER	ASTRO PART NUMBER	NSN	A HEX (IN.)	LENGTH (IN.)	B HEX (IN.)	LENGTH (IN.)
M22520/5-01	620175	5120-00-132-6913	-	-	-	-
M22520/5-03	620291	5120-00-133-0534	0.128	0.325	0.105	0.325
M22520/5-04	620292	5120-00-133-0537	0.138	0.09	0.118	0.27
M22520/5-05	620293	5120-00-133-0577	0.213	0.325	0.178	0.325
M22520/5-06	620294	5120-00-133--0579	0.128	0.094	-	-
M22520/5-07	620295	-	0.255	0.325	-	-
M22520/5-08	620296	-	0.128	0.375	-	-
M22520/5-10	620297	5120-00-133-0583	0.16	0.4	-	-
M22520/5-17	620298	5120-00-133-0597	0.118	0.375	-	-
M22520/5-19	620299	5120-00-116-3159	0.255	0.4	0.213	0.4
M22520/5-21	620300	5120-00-116-3284	0.475	0.4	-	-
M22520/5-23	620301	5120-00-133-0618	0.384	0.4	-	-
M22520/5-27	620302	5120-00-133-0640	0.532	0.4	-	-
M22520/5-31	620303	5120-00-133-0642	0.501	0.4	-	-
M22520/5-33	620304	5120-00-116-3158	0.343	0.4	0.105	0.4
M22520/5-35	620305	5120-00-116-3158	0.324	0.4	0.128	0.4
M22520/5-37	620306	5120-00-116-3136	0.314	0.4	0.151	0.4
M22520/5-39	620307	5120-00-116-3134	0.309	0.4	0.16	0.4
M22520/5-41	620308	5120-00-116-3125	0.29	0.4	0.178	0.4

© 2025 Astro Tool Corp.

MILITARY PART NUMBER	ASTRO PART NUMBER	NSN	A HEX (IN.)	LENGTH (IN.)	B HEX (IN.)	LENGTH (IN.)
M22520/5-43	620309	5120-00-116-3106	0.268	0.4	0.197	0.4
M22520/5-45	620310	5120-00-116-3088	0.231	0.4	0.218	0.4
M22520/5-47	620311	5120-00-133-0643	0.359	0.4	-	-
M22520/5-49	620312	5120-00-133-0644	0.401	0.4	-	-
M22520/5-51	620313	-	0.431	0.4	-	-
M22520/5-53	620314	5120-00-116-3160	0.454	0.4	-	-
M22520/5-55	620315	-	0.324	0.4	-	-
M22520/5-61	620316	5120-00-116-3004	0.429	0.4	-	-
M22520/5-63	620317	5120-00-133-0533	0.263	0.4	0.091	0.09
M22520/5-100	620617	5120-00-126-0860	Pre-Insulated Terminal Crimp 26-10 AWG			
M22520/5-101	620618	5120-01-081-4213	Pre-Insulated Splice Crimp 26-10 AWG			

Powered Alternatives

Battery Powered Tools

Astro offers battery powered equivalents for increased speed and power.

The ABOT0501 includes one battery charger and two 18 volt Lithium-ion batteries. The ABOT0501 meets European Conformity (CE) standards and RoHS Directive 2002/95/EC. Dies sold separately.

ABOT0501

- Eliminates repetitive motion injuries
- Accommodates all of the same die sets available for the 620175 crimp tool
- Generates over 1.5 tons of crimp force
- Rotatable head turns 350 degrees
- Completes full crimp cycle in 2 seconds

Length x Width x Height	4.5" x 2.87" x 14.5"
Weight	3.18 lbs

Powered Alternatives Continued

Pneumatic Tools

Astro offers lightweight, portable air powered equivalents to support high production needs. Both tools can deliver over one ton of crimping force and are equipped with a protective cover to prevent operator injuries. Their sturdy, pneumatic design helps reduce operator fatigue and repetitive motion injuries while also increasing productivity at a cost effective price. Operators can also actuate the tools with a foot pedal for streamlined crimping.

Requires 80 to 120 P.S.I. The 621200 meets European Conformity (CE) standards. Dies sold separately.

621200

- Accommodates all of the same die sets available for the 620175 crimp tool
- Designed with 2" pneumatic cylinder for standard applications
- Capable of 32 cycles per minute
- Compatible with 621224 foot pedal (page 20)

Length x Width x Height	11.74" x 1.88" x 7.86"
Weight	5.4 lbs

Requires 80 to 120 P.S.I. The 621500 meets European Conformity (CE) standards. Dies sold separately.

621500

- Accommodates all of the same die sets available for the 620175 crimp tool
- Designed with 3.5" pneumatic cylinder for larger gages or harder materials
- Delivers approximately 80% more crimp die force than the standard 621200
- Capable of 32 cycles per minute
- Compatible with 621224 foot pedal (page 20)

Length x Width x Height	11.74" x 1.88" x 7.86"
Weight	5.4 lbs

OEM Die Equivalents

MANUFACTURER PART NUMBER	ASTRO PART NUMBER	MANUFACTURER PART NUMBER	ASTRO PART NUMBER
AMPHENOL 294-1832	620560	T&B WT216	620306
AMPHENOL 294-532	620560	T&B WT218	620301
KINGS KTH 2042	620369	T&B WT400	620294
T&B WT215	620307	T&B WT400	620296

© 2025 Astro Tool Corp.

AMT4001
Form Crimp Tool

CRIMP STYLES

Conducter | Insulation

The AMT4001 crimp tool meets AS22520/40 qualification standards and serves as an equivalent to the TE 59250. The T-head assembly features an adjustable insulation barrel crimp that accommodates the unique diameters of AS7928 insulated splices, terminals, and end caps. The tool incorporates a ratchet-controlled mechanism that ensures full crimp cycle. A built-in locator securely positions terminals and splices for precise crimping.

Length x Width x Height	11.16" x 2.10" x 1"
Weight	1.5 lbs

M22520/40-01 | 22 to 14 AWG | QPL Approved | Varies

Powered Alternatives

Astro offers battery powered equivalents that provide increased speed and power. These tools eliminate repetitive motion injuries and support single-handed crimping operations. These battery powered tools can complete 200 crimps per charge with a rapid crimp speed of a mere 2 seconds. Each crimp tool features a 350 degree rotatable head and can retract crimp anvils mid-cycle in case of an emergency.

ABOT4001

ABOT2026

The ABOT4001 and ABOT2026 include one battery charger and two 18 volt Lithium-ion batteries. Both tools meets European Conformity (CE) standards and RoHS Directive 2002/95/EC.

ABOT4001

- Crimps Tyco (AMP) PIDG and Plasti-Grip insulated terminals and splices with red or blue color codes
- Accommodates wire sizes 22-14 AWG
- Battery equivalent to AMT4001

ABOT2026

- Crimps terminal and splices with yellow or white color codes
- Accommodates wire sizes 26-20 AWG
- Functionally equivalent to TE 59275

Length x Width x Height	4.5" x 2.87" x 14"
Weight	3.75 lbs

Accessories

Astro designs tool accessories that enhance efficiency, support high-production demands, and adapt to real-world work environments.

Bench Mounts

Astro bench mounts integrate seamlessly with our pneumatic tools to enable hands-free operation, while also offering convenient storage for components used during production.

11380

- Compatible with APC708 and other MFT-style pneumatic indent crimp tool
- Easy clamp design securely holds the APC708
- Bench mount and foot pedal can be purchased together as part number 11380-3

Length x Width x Height	7.8″ x 8.26″ x 3.6″
Weight	3 lbs

621102

- Compatible with 621100
- Holds contacts in surrounding compartments
- Attachable to work station
- Bench mount and foot pedal can be purchased together as part number 620925

Length	8.5″ x 8.5″ x 5.13″
Width	3.2 lbs

© 2025 Astro Tool Corp.

Foot Valve Assembly

Astro foot pedals allow for hands-free crimping and increased convenience at work stations.

621224

- Compatible with 621200 pneumatic form crimp tool

Length x Width x Height	7.25" x 5.38" x 4.25"
Weight	5 lbs

Pliers

Astro pliers support connector assembly procedures by securing an operator's grip on connectors.

AT508K

- Accommodates connector sizes 0.75" to 2.5"
- Securely tightens and holds connectors
- Designed with non-marring, replaceable pads
- Pads can be ordered using part number AT508K-4

Length x Width x Height	9.38" x 0.75" x 2.25"
Weight	0.6 lbs

Tool Selection Guide

M39029 Contacts

Astro provides Tool Selection Guides to assist operators in quickly identifying the correct tooling for connector assembly. These charts are offered as a supplemental guide and are not designed to replace any official manuals or specs. Please check official sources for the most up-to-date information.

Part Number Guide

615717

616336

615708

620175

AMT23B

Reading a BIN Code

M39029 machined contacts are tagged with a basic identification number (BIN) composed of three stripes. Each stripe indicates a number that ensures operators are using the correct contact during connector assembly. BIN codes can be stamped onto the shoulder or wire barrel (size 16 and larger). BIN codes should be read from left to right, starting from the wire barrel end.

1 - Brown	6 - Blue
2 - Red	7 - Violet
3 - Orange	8 - Gray
4 - Yellow	9 - White
5 - Green	0 - Black

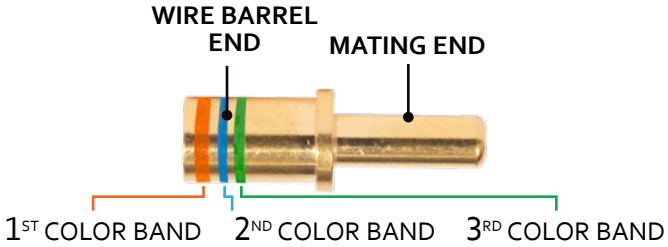

The example above is BIN code 365

© 2025 Astro Tool Corp.

MIL-DTL-12883

- Relay Sockets

CONNECTOR P/N	CONTACT P/N	BIN			MATING END	WIRE BARREL	WIRE RANGE	CRIMP TOOL AND ACCESSORY	
								615708	616336
M12883/40 EXTENDED HEIGHT RELAY SOCKETS	M39029/5-117	1	1	7	16	20	20-24	615709	616328
	M39029/5-116	1	1	6	16	16	16-20	615709	616328
M12883/40 LOW PROFILE RELAY SOCKETS	M39029/92-534	5	3	4	16	20	20-24	615709	616328
	M39029/92-533	5	3	3	16	16	16-20	615709	616328

CONNECTOR P/N	CONTACT P/N	BIN			MATING END	WIRE BARREL	WIRE RANGE	CRIMP TOOL AND ACCESSORY	
								615708	616336
M12883/41 EXTENDED HEIGHT RELAY SOCKETS	M39029/5-117	1	1	7	16	20	20-24	615709	616328
	M39029/5-116	1	1	6	16	16	16-20	615709	616328
M12883/41 LOW PROFILE RELAY SOCKETS	M39029/92-531	5	3	1	22	22	22-28	-	-
	M39029/92-534	5	3	4	16	20	20-24	615709	616328
	M39029/92-533	5	3	3	16	16	16-20	615709	616328

CONNECTOR P/N	CONTACT P/N	BIN			MATING END	WIRE BARREL	WIRE RANGE	CRIMP TOOL AND ACCESSORY
								616336
M12883/44 LOW PROFILE RELAY SOCKETS	M39029/101-553	5	5	3	20	20	20-24	620084

CONNECTOR P/N	CONTACT P/N	BIN			MATING END	WIRE BARREL	WIRE RANGE	CRIMP TOOL AND ACCESSORY	
								615717	616336
M12883/45 LOW PROFILE RELAY SOCKETS	M39029/101-552	5	5	2	22	22	22-28	616037	620083
	M39029/101-553	5	5	3	20	20	20-24	-	620084

CONNECTOR P/N	CONTACT P/N	BIN			MATING END	WIRE BARREL	WIRE RANGE	CRIMP TOOL AND ACCESSORY	
								615717	616336
M12883/46 LOW PROFILE RELAY SOCKETS	M39029/101-553	5	5	3	20	20	20-24	-	620084
	M39029/101-554	5	5	4	16	16	16-20	616037	620085

CONNECTOR P/N	CONTACT P/N	BIN			MATING END	WIRE BARREL	WIRE RANGE	CRIMP TOOL AND ACCESSORY	
								615708	616336
M12883/47 EXTENDED HEIGHT RELAY SOCKETS	M39029/5-116	1	1	6	16	16	16-20	615709	616328
M12883/47 LOW PROFILE RELAY SOCKETS	M39029/92-533	5	3	3	16	16	16-20	615709	616328

CONNECTOR P/N	CONTACT P/N	BIN			MATING END	WIRE BARREL	WIRE RANGE	CRIMP TOOL AND ACCESSORY	
								615708	616336
M12883/48 EXTENDED HEIGHT RELAY SOCKETS	M39029/5-116	1	1	6	16	16	16-20	615709	616328
	M39029/5-118	1	1	8	12	12	12-14	615709	-
M12883/48 LOW PROFILE RELAY SOCKETS	M39029/92-533	5	3	3	16	16	16-20	615709	616328
	M39029/92-535	5	3	5	12	12	12-14	615709	-
	M39029/92-536	5	3	6	12	16	16-20	615709	-

Please visit https://qpldocs.dla.mil/ for a current list of qualified suppliers of connectors, terminals, and splices.

MIL-DTL-22992

- Class L
- Heavy Duty, Circular, Front Release Contacts

CONNECTOR PART NUMBER	DESCRIPTION	CONNECTOR PART NUMBER	DESCRIPTION
MS90555	WALL MOUNT RECEPTACLE	MS90557	IN-LINE RECEPTACLE
MS90556	STRAIGHT PLUG	MS90558	WALL MOUNT PLUG

CONTACT PART NUMBER	BIN			STYLE	MATING END	WIRE BARREL	WIRE RANGE	CRIMP TOOL AND ACCESSORY
								AMT23B
M39029/48-317	3	1	7	PIN	6	6	6	AMT23003DA (DIE) and AMT23010L (LOCATOR)
M39029/49-329	3	2	9	SOCKET	6	6	6	AMT23003DA (DIE) and AMT23010L (LOCATOR)
M39029/48-318	3	1	8	PIN	6N*	6	6	AMT23003DA (DIE) and AMT23010L (LOCATOR)
M39029/48-319	3	1	9	PIN	6G**	6	6	AMT23003DA (DIE) and AMT23010L (LOCATOR)
M39029/49-330	3	3	0	SOCKET	6G**	6	6	AMT23003DA (DIE) and AMT23010L (LOCATOR)
M39029/48-320	3	2	0	PIN	4	4	4	AMT23004DA (DIE) and AMT23012L (LOCATOR)
M39029/49-331	3	3	1	SOCKET	4	4	4	AMT23004DA (DIE) and AMT23012L (LOCATOR)
M39029/48-321	3	2	1	PIN	4N*	4	4	AMT23004DA (DIE) and AMT23012L (LOCATOR)
M39029/48-322	3	2	2	PIN	4G**	4	4	AMT23004DA (DIE) and AMT23012L (LOCATOR)
M39029/49-332	3	3	2	SOCKET	4G**	4	4	AMT23004DA (DIE) and AMT23012L (LOCATOR)
M39029/48-323	3	2	3	PIN	1/0	1	1	AMT23005DA (DIE) and AMT23014L (LOCATOR)
M39029/49-333	3	3	3	SOCKET	1/0	1	1	AMT23005DA (DIE) and AMT23014L (LOCATOR)
M39029/48-324	3	2	4	PIN	1/0N*	1	1	AMT23005DA (DIE) and AMT23014L (LOCATOR)
M39029/48-325	3	2	5	PIN	2/0	2/0	2/0	AMT23006DA (DIE) and AMT23015L (LOCATOR)
M39029/49-334	3	3	4	SOCKET	2/0	2/0	2/0	AMT23006DA (DIE) and AMT23015L (LOCATOR)
M39029/48-326	3	2	6	PIN	2/0N*	2/0	2/0	AMT23006DA (DIE) and AMT23015L (LOCATOR)
M39029/48-327	3	2	7	PIN	4/0	4/0	4/0	AMT23007DA (DIE) and AMT23016L (LOCATOR)
M39029/49-335	3	3	5	SOCKET	4/0	4/0	4/0	AMT23007DA (DIE) and AMT23016L (LOCATOR)
M39029/48-328	3	2	8	PIN	4/0N*	4/0	4/0	AMT23007DA (DIE) and AMT23016L (LOCATOR)

MIL-DTL-24308

- D-Subminiature, Rack and Panel, Rectangular, Rear Release Contacts

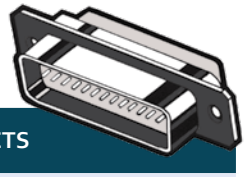

CONNECTOR PART NUMBER	CONTACTS	CONNECTOR PART NUMBER	CONTACTS
M24308/2	POLARIZED SHELL SOCKET	M24305/6	POLARIZED SHELL SOCKET (NON-MAGNETIC)
M24308/4	POLARIZED SHELL PIN	M24308/8	POLARIZED SHELL PIN (NON-MAGNETIC)

CONTACT PART NUMBER	BIN			STYLE	MATING END	WIRE BARREL	WIRE RANGE	CRIMP TOOL AND ACCESSORY	
								615717	616336
M39029/58-360	3	6	0	PIN	22	22D	22-28	615725	616332
M39029/57-354	3	5	4	SOCKET	22	22D	22-28	615722	616331
M39029/58-986	9	8	6	PIN	22	22D	22-28	615725	616332
M39029/57-982	9	8	2	SOCKET	22	22D	22-28	615722	616331
M39029/64-369	3	6	9	PIN	20	20	20-24	615724	-
M39029/63-368	3	6	8	SOCKET	20	20	20-24	615724	-
M39029/64-968	9	6	8	PIN	20	20	20-24	615724	-
M39029/63-928	9	2	8	SOCKET	20	20	20-24	615724	-

**N indicates neutral pin. **G indicates grounding pin.*

Refer to the "Coax/Shielded/Thermocouple Contact Tool Selection Guide" on pages 43 to 49 for further information on contact types. Visit https://qpldocs.dla.mil/ for a current list of qualified suppliers of connectors, terminals, and splices.

© 2025 Astro Tool Corp.

MIL-DTL-26482

- Series 1
- Bayonet Coupling, Circular, Front Release Contacts

CONNECTOR PART NUMBER	DESCRIPTION
MS3120	WALL MOUNT FLANGE RECEPTACLE
MS3121	CABLE CONNECTING PLUG
MS3122	BOX MOUNT FLANGE RECEPTACLE
MS3124	JAM NUT REAR MOUNT RECEPTACLE

CONNECTOR PART NUMBER	DESCRIPTION
MS3126	STRAIGHT PLUG
MS3127	BOX MOUNT FLANGE RECEPTACLE
MS3128	WALL MOUNT FLANGE RECEPTACLE

CONTACT PART NUMBER	BIN			STYLE	MATING END	WIRE BARREL	WIRE RANGE	CRIMP TOOL AND ACCESSORY		
								615708	615717	616336
M39029/31-240	2	4	0	PIN	20	20	20-24	615709	615718	616327
M39029/32-259	2	5	9	SOCKET	20	20	20-24	615709	615718	616327
M39029/31-228	2	2	8	PIN	16	16	16-20	615709	-	616328
M39029/32-247	2	4	7	SOCKET	16	16	16-20	615709	-	616328
M39029/31-234	2	3	4	PIN	12	12	12-14	615709	-	-
M39029/32-253	2	5	3	SOCKET	12	12	12-14	615709	-	-

Refer to the "Coax/Shielded/Thermocouple Contact Tool Selection Guide" on pages 43 to 49 for further information on contact types.

MIL-DTL-26482

- Series 2
- Bayonet Coupling, Circular, Rear Release Contacts

CONNECTOR PART NUMBER	DESCRIPTION
MS3470	WALL MOUNT FLANGE RECEPTACLE
MS3471	CABLE CONNECTING PLUG
MS3472	WIDE FLANGE WALL MOUNT RECEPTACLE

CONNECTOR PART NUMBER	DESCRIPTION
MS3474	JAM NUT REAR MOUNT RECEPTACLE
MS3475	PLUG RFI
MS3476	STRAIGHT PLUG

CONTACT PART NUMBER	BIN			STYLE	MATING END	WIRE BARREL	WIRE RANGE	CRIMP TOOL AND ACCESSORY		
								615708	615717	616336
M39029/4-110	1	1	0	PIN	20	20	20-24	615709	615718	616327
M39029/5-115	1	1	5	SOCKET	20	20	20-24	615709	615718	616327
M39029/4-112	1	1	2	PIN	16	20	20-24	615709	-	616328
M39029/5-117	1	1	7	SOCKET	16	20	20-24	615709	-	616328
M39029/4-111	1	1	1	PIN	16	16	16-20	615709	-	616328
M39029/5-116	1	1	6	SOCKET	16	16	16-20	615709	-	616328
M39029/4-114	1	1	4	PIN	12	16	16-20	615709	-	616328
M39029/5-119	1	1	9	SOCKET	12	16	16-20	615709	-	616328
M39029/4-113	1	1	3	PIN	12	12	12-14	615709	-	-
M39029/5-118	1	1	8	SOCKET	12	12	12-14	615709	-	-

Refer to the "Coax/Shielded/Thermocouple Contact Tool Selection Guide" on pages 43 to 49 for further information on contact types.

MIL-DTL-26500

- Threaded Or Bayonet Coupling, Circular, Front Release Contacts

CONNECTOR PART NUMBER	DESCRIPTION
MS24264	FLANGE MOUNT RECEPTACLE
MS24265	SINGLE HOLE MOUNT RECEPTACLE
MS24266	STRAIGHT PLUG

CONNECTOR PART NUMBER	DESCRIPTION
MS27613	PANEL MOUNT RECEPTACLE
MS27614	JAM NUT RECEPTACLE
MS27615	PLUG

CONTACT PART NUMBER	BIN			STYLE	MATING END	WIRE BARREL	WIRE RANGE	CRIMP TOOL AND ACCESSORY		
								615708	615717	616336
M39029/31-627	6	2	7	PIN	20	20	20-24	615709	615718	616327
M39029/32-260	2	6	0	SOCKET	20	20	20-24	615709	615718	616327
M39029/31-229	2	2	9	PIN	16	16	16-20	615709	-	616328
M39029/32-248	2	4	8	SOCKET	16	16	16-20	615709	-	616328
M39029/31-235	2	3	5	PIN	12	12	12-14	615709	-	-
M39029/32-254	2	5	4	SOCKET	12	12	12-14	615709	-	-

Refer to the "Coax/Shielded/Thermocouple Contact Tool Selection Guide" on pages 43 to 49 for further information on contact types.

MIL-DTL-26518

- Class R (Inactive, Refer to MIL-DTL-83733)
- Rectangular, Front Release Contacts

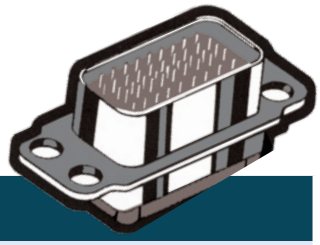

CONNECTOR PART NUMBER	DESCRIPTION
MS24285	RECEPTACLE
MS24286	PLUG

CONTACT PART NUMBER	BIN			STYLE	MATING END	WIRE BARREL	WIRE RANGE	CRIMP TOOL AND ACCESSORY		
								615708	615717	616336
M39029/31-241	2	4	1	PIN	20	20	20-24	615709	615718	616327
M39029/32-260	2	6	0	SOCKET	20	20	20-24	615709	615718	616327
M39029/31-229	2	2	9	PIN	16	16	16-20	615709	-	616328
M39029/32-248	2	4	8	SOCKET	16	16	16-20	615709	-	616328
M39029/31-235	2	3	5	PIN	12	12	12-14	615709	-	-
M39029/32-254	2	5	4	SOCKET	12	12	12-14	615709	-	-

Refer to the "Coax/Shielded/Thermocouple Contact Tool Selection Guide" on pages 43 to 49 for further information on contact types.

© 2025 Astro Tool Corp.

MIL-DTL-28748

- Rack and Panel, Rectangular



CONNECTOR PART NUMBER	DESCRIPTION
M28748/3	PIN CONTACTS SIZE 16 AND 20
M28748/4	SOCKET CONTACTS SIZE 16 AND 20
M28748/9	PIN CONTACTS 16 POLARIZED CENTER SCREW LOCK

CONNECTOR PART NUMBER	DESCRIPTION
M28748/10	SOCKET CONTACTS 16 POLARIZED CENTER SCREW LOCK
M28748/13	PIN CONTACTS 22
M28748/14	SOCKET CONTACTS 22

CONTACT PART NUMBER	BIN			STYLE	MATING END	WIRE BARREL	WIRE RANGE	CRIMP TOOL AND ACCESSORY
								615708
M39029/34-440	4	4	0	PIN	22	22	22-26	-
M39029/35-441	4	4	1	SOCKET	22	22	22-26	-
M39029/34-271	2	7	1	PIN	20	20	20-24	615710
M39029/35-274	2	7	4	SOCKET	20	20	20-24	615710
M39029/34-272	2	7	2	PIN	16	20	20-24	615710
M39029/35-275	2	7	5	SOCKET	16	20	20-24	615710
M39029/34-273	2	7	3	PIN	16	16	16-20	615710
M39029/35-276	2	7	6	SOCKET	16	16	16-20	615710
M39029/36-277	2	7	7	PIN	16	20	20-24	615710
M39029/37-279	2	7	9	SOCKET	16	20	20-24	615710
M39029/36-278	2	7	8	PIN	16	16	16-20	615710
M39029/37-280	2	8	0	SOCKET	16	16	16-20	615710

MIL-DTL-28804

- High Density, Polarized Center Jackscrew, Rectangular, Rear Release Contacts

CONNECTOR PART NUMBER	DESCRIPTION
M28804/1	NON-ENVIRONMENTAL RECEPTACLE (SOCKETS)
M28804/2	NON-ENVIRONMENTAL PLUG (PINS)
M28804/3	ENVIRONMENTAL RECEPTACLE (SOCKETS)

CONNECTOR PART NUMBER	DESCRIPTION
M28804/4	ENVIRONMENTAL PLUG (PINS)
M28804/5	ENVIRONMENTAL RECEPTACLE (SOCKETS) (POTTING TYPE)
M28804/6	ENVIRONMENTAL PLUG (PINS) (POTTING TYPE)

CONTACT PART NUMBER	BIN	STYLE	MATING END	WIRE BARREL	WIRE RANGE	CRIMP TOOL AND ACCESSORY
						615717
M28804/9-1	-	PIN	22	22D	22-28	616429
M28804/10-1	-	SOCKET	22	22D	22-28	616429

Please visit https://qpldocs.dla.mil/ for a current list of qualified suppliers of connectors, terminals, and splices.

MIL-DTL-38999

- Series 1
- Scoop Proof, Bayonet Coupling, Circular, Rear Release Contacts



CONNECTOR PART NUMBER	DESCRIPTION
MS27466	WALL MOUNT FLANGE RECEPTACLE
MS27467	STRAIGHT PLUG
MS27468	JAM NUT MOUNT RECEPTACLE

CONNECTOR PART NUMBER	DESCRIPTION
MS27496	RECEPTACLE
MS27505	BOX MOUNT FLANGE RECEPTACLE
MS27656	BACK PANEL WALL MOUNT RECEPTACLE

CONTACT PART NUMBER	BIN			STYLE	MATING END	WIRE BARREL	WIRE RANGE	CRIMP TOOL AND ACCESSORY		
								615708	615717	616336
M39029/58-360	3	6	0	PIN	22	22D	22-28	-	615725	616332
M39029/56-348	3	4	8	SOCKET	22	22D	22-28	-	615723	616330
M39029/118-644	6	4	4	PIN	22	22D	22-28	-	615725	616332
M39029/118-650	6	5	0	PIN	22	22D	22-28	-	615725	616332
M39029/117-632	6	3	2	SOCKET	22	22D	22-28	-	615723	616330
M39029/117-638	6	3	8	SOCKET	22	22D	22-28	-	615723	616330
M39029/58-361	3	6	1	PIN	22	22M	24-28	-	615725	616332
M39029/56-349	3	4	9	SOCKET	22	22M	24-28	-	615723	616330
M39029/58-362	3	6	2	PIN	22	22	22-26	-	615725	616332
M39029/56-350	3	5	0	SOCKET	22	22	22-26	-	615723	616330
M39029/58-363	3	6	3	PIN	20	20	20-24	615711	615726	-
M39029/56-351	3	5	1	SOCKET	20	20	20-24	615711	615726	-
M39029/118-646	6	4	6	PIN	20	20	20-24	615711	615726	-
M39029/118-652	6	5	2	PIN	20	20	20-24	615711	615726	-
M39029/117-634	6	3	4	SOCKET	20	20	20-24	615711	615726	616333
M39029/117-640	6	4	0	SOCKET	20	20	20-24	615711	615726	616333
M39029/58-364	3	6	4	PIN	16	16	16-20	615711	-	616329
M39029/56-352	3	5	2	SOCKET	16	16	16-20	615711	-	616329
M39029/118-647	6	4	7	PIN	16	16	16-20	615711	-	616329
M39029/118-653	6	5	3	PIN	16	16	16-20	615711	-	616329
M39029/117-635	6	3	5	SOCKET	16	16	16-20	615711	-	616329
M39029/117-641	6	4	1	SOCKET	16	16	16-20	615711	-	616329
M39029/58-365	3	6	5	PIN	12	12	12-14	615711	-	-
M39029/56-353	3	5	3	SOCKET	12	12	12-14	615711	-	-
M39029/118-648	6	4	8	PIN	12	12	12-14	615711	-	-
M39029/118-654	6	5	4	PIN	12	12	12-14	615711	-	-
M39029/117-636	6	3	6	SOCKET	12	12	12-14	615711	-	-
M39029/117-642	6	4	2	SOCKET	12	12	12-14	615711	-	-
M39029/58-528	5	2	8	PIN	10	10	10	-	-	-
M39029/56-527	5	2	7	SOCKET	10	10	10	-	-	-
M39029/118-649	6	4	9	PIN	10	10	10	-	-	-
M39029/118-655	6	5	5	PIN	10	10	10	-	-	-
M39029/117-637	6	3	7	SOCKET	10	10	10	-	-	-
M39029/117-643	6	4	3	SOCKET	10	10	10	-	-	-

Refer to the "Coax/Shielded/Thermocouple Contact Tool Selection Guide" on pages 43 to 49 for further information on contact types.

 © 2025 Astro Tool Corp.

MIL-DTL-38999

- Series 2
- Low Silhouette, Bayonet Coupling, Circular, Rear Release Contacts

CONNECTOR PART NUMBER	DESCRIPTION
MS27472	WALL MOUNT FLANGE RECEPTACLE
MS27473	STRAIGHT PLUG
MS27474	JAM NUT MOUNT RECEPTACLE
MS27499	BOX MOUNT RECEPTACLE

CONNECTOR PART NUMBER	DESCRIPTION
MS27508	BOX MOUNT FLANGE RECEPTACLE
MS27497	BACK PANEL WALL MOUNT RECEPTACLE
MS27484	RFI PLUG

CONTACT PART NUMBER	BIN			STYLE	MATING END	WIRE BARREL	WIRE RANGE	CRIMP TOOL AND ACCESSORY		
								615708	615717	616336
M39029/58-360	3	6	0	PIN	22	22D	22-28	-	615725	616332
M39029/57-354	3	5	4	SOCKET	22	22D	22-28	-	615722	616331
M39029/58-361	3	6	1	PIN	22	22M	24-28	-	615725	616332
M39029/57-355	3	5	5	SOCKET	22	22M	24-28	-	615722	616331
M39029/58-362	3	6	2	PIN	22	22	22-26	-	615725	616332
M39029/57-356	3	5	6	SOCKET	22	22	22-26	-	615722	616331
M39029/58-363	3	6	3	PIN	20	20	20-24	615711	615726	616333
M39029/57-357	3	5	7	SOCKET	20	20	20-24	615711	615726	616333
M39029/58-364	3	6	4	PIN	16	16	16-20	615711	-	616329
M39029/57-358	3	5	8	SOCKET	16	16	16-20	615711	-	616329
M39029/58-365	3	6	5	PIN	12	12	12-14	615711	-	-
M39029/57-359	3	5	9	SOCKET	12	12	12-14	615711	-	-

Refer to the "Coax/Shielded/Thermocouple Contact Tool Selection Guide" on pages 43 to 49 for further information on contact types. Please visit https://qpldocs.dla.mil/ for a current list of qualified suppliers of connectors, terminals, and splices.

MIL-DTL-38999

- Series 3
- Tri-Start Coupling, Circular, Rear Release Contacts



CONNECTOR PART NUMBER	DESCRIPTION
D38999/20	WALL MOUNT FLANGE RECEPTACLE
D38999/24	JAM NUT MOUNT RECEPTACLE
D38999/26	STRAIGHT PLUG
D38999/29	LANYARD RELEASE PLUG (PIN CONTACTS ONLY)
D38999/30	LANYARD RELEASE PLUG (SOCKET CONTACTS ONLY)

CONNECTOR PART NUMBER	DESCRIPTION
D38999/31	LANYARD RELEASE PLUG (PIN CONTACTS ONLY)
D38999/34	JAM NUT RECEPTACLE (SOCKET CONTACTS ONLY)
D38999/35	WALL MOUNT RECEPTACLE (SOCKET CONTACTS ONLY)

CONTACT PART NUMBER	BIN			STYLE	MATING END	WIRE BARREL	WIRE RANGE	CRIMP TOOL AND ACCESSORY		
								615708	615717	616336
M39029/58-360	3	6	0	PIN	22	22D	22-28	-	615725	616332
M39029/56-348	3	4	8	SOCKET	22	22D	22-28	-	615723	616330
M39029/118-644	6	4	4	PIN	22	22D	22-28	-	615725	616332
M39029/118-650	6	5	0	PIN	22	22D	22-28	-	615725	616332
M39029/117-632	6	3	2	SOCKET	22	22D	22-28	-	615723	616330
M39029/117-638	6	3	8	SOCKET	22	22D	22-28	-	615723	616330
M39029/58-361	3	6	1	PIN	22	22M	24-28	-	615725	616332
M39029/56-349	3	4	9	SOCKET	22	22M	24-28	-	615723	616330
M39029/58-362	3	6	2	PIN	22	22	22-26	-	615725	616332
M39029/56-350	3	5	0	SOCKET	22	22	22-26	-	615723	616330
M39029/58-363	3	6	3	PIN	20	20	20-24	615711	615726	-
M39029/56-351	3	5	1	SOCKET	20	20	20-24	615711	615726	-
M39029/118-646	6	4	6	PIN	20	20	20-24	615711	615726	-
M39029/118-652	6	5	2	PIN	20	20	20-24	615711	615726	-
M39029/117-634	6	3	4	SOCKET	20	20	20-24	615711	615726	616333
M39029/117-640	6	4	0	SOCKET	20	20	20-24	615711	615726	616333
M39029/58-364	3	6	4	PIN	16	16	16-20	615711	-	616329
M39029/56-352	3	5	2	SOCKET	16	16	16-20	615711	-	616329
M39029/118-647	6	4	7	PIN	16	16	16-20	615711	-	616329
M39029/118-653	6	5	3	PIN	16	16	16-20	615711	-	616329
M39029/117-635	6	3	5	SOCKET	16	16	16-20	615711	-	616329
M39029/117-641	6	4	1	SOCKET	16	16	16-20	615711	-	616329
M39029/58-365	3	6	5	PIN	12	12	12-14	615711	-	-
M39029/56-353	3	5	3	SOCKET	12	12	12-14	615711	-	-
M39029/118-648	6	4	8	PIN	12	12	12-14	615711	-	-
M39029/118-654	6	5	4	PIN	12	12	12-14	615711	-	-
M39029/117-636	6	3	6	SOCKET	12	12	12-14	615711	-	-
M39029/117-642	6	4	2	SOCKET	12	12	12-14	615711	-	-
M39029/58-528	5	2	8	PIN	10	10	10	-	-	-
M39029/56-527	5	2	7	SOCKET	10	10	10	-	-	-
M39029/118-649	6	4	9	PIN	10	10	10	-	-	-
M39029/118-655	6	5	5	PIN	10	10	10	-	-	-
M39029/117-637	6	3	7	SOCKET	10	10	10	-	-	-
M39029/117-643	6	4	3	SOCKET	10	10	10	-	-	-

Refer to the "Coax/Shielded/Thermocouple Contact Tool Selection Guide" on pages 43 to 49 for further information on contact types.

 © 2025 Astro Tool Corp.

MIL-DTL-38999

- Series 3 Continued

CONTACT PART NUMBER	BIN			STYLE	MATING END	WIRE BARREL	WIRE RANGE	CRIMP TOOL AND ACCESSORY		
								615708	615717	616336
M39029/122-669	6	6	9	PIN	23	26	28-32	-	616031	-
M39029/121-662	6	6	2	SOCKET	23	26	28-32	-	616034	-
M39029/122-670	6	7	0	PIN	23	22	22-28	-	616031	-
M39029/121-663	6	6	3	SOCKET	23	22	22-28	-	616034	-
M39029/122-671	6	7	1	PIN	22	22D	22-28	-	615725	616332
M39029/121-664	6	6	4	SOCKET	22	22D	22-28	-	615723	616330
M39029/122-672	6	7	2	PIN	20	20	20-24	615711	615726	616333
M39029/121-665	6	6	5	SOCKET	20	20	20-24	615711	615726	616333
M39029/122-673	6	7	3	PIN	16	16	16-20	615711	-	616329
M39029/121-666	6	6	6	SOCKET	16	16	16-20	615711	-	616329
M39029/122-674	6	7	4	PIN	12	12	12-14	615711	-	-
M39029/121-667	6	6	7	SOCKET	12	12	12-14	615711	-	-
M39029/122-675	6	7	5	PIN	10	10	10	-	-	-
M39029/121-668	6	6	8	SOCKET	10	10	10-12	-	-	-

Refer to the "Coax/Shielded/Thermocouple Contact Tool Selection Guide" on pages 43 to 49 for further information on contact types. Please visit https://qpldocs.dla.mil/ for a current list of qualified suppliers of connectors, terminals, and splices.

MIL-STD-1760

- MIL-DTL-38999 - Series 3 Variation

POWER CONTACT PART NUMBER	BIN			STYLE	MATING END	WIRE BARREL	WIRE RANGE	CRIMP TOOL AND ACCESSORY		
								615708	615717	616336
M39029/58-363	3	6	3	PIN	20	20	20-24	615711	615726	616333
M39029/56-351	3	5	1	SOCKET	20	20	20-24	615711	615726	616333
M39029/58-364	3	6	4	PIN	16	16	16-20	615711	-	616329
M39029/56-352	3	5	2	SOCKET	16	16	16-20	615711	-	616329
M39029/58-528	5	2	8	PIN	10	10	10	-	-	-
M39029/56-527	5	2	7	SOCKET	10	10	10	-	-	-

MIL-STD-1760 Continued

- MIL-DTL-38999 - Series 3 Variation

#8 TWINAX (DATA BUS) CONTACT PART NUMBER	BIN			STYLE	MATING END	INNER CRIMP TOOL AND POSITIONER
						616336
M39029/90-529	5	2	9	PIN	8 TWINAX	-
M39029/90-529 (ALTERNATE PRE-ASSEMBLED DESIGN)	5	2	9	PIN	8 TWINAX	620083
M39029/91-530	5	3	0	SOCKET	8 TWINAX	-
M39029/91-530 (ALTERNATE PRE-ASSEMBLED DESIGN)	5	3	0	S	8 TWINAX	620083
M39029/113-625	6	2	5	PIN	8 TWINAX	-
M39029/114-628	6	2	8	SOCKET	8 TWINAX	-

Insertion and removal of contacts in MIL-STD-1760 applications require the use of straight tools due to the restricted access of lanyard release connectors.

SAE AS39029/115 AND SAE AS39029/116 are proposed unpublished specs.

#12 COAX AND SHIELDED CONTACT PART NUMBER	BIN			STYLE	MATING END	INNER CRIMP TOOL AND POSITIONER	OUTER CRIMP TOOL AND ACCESSORY
						615717	620175
M39029/102-558	5	5	8	PIN	12 Coax	-	620291 (CAVITY A)
M39029/103-559	5	5	9	SOCKET	12 Coax	-	-
M39029/28-211	2	1	1	PIN	12 SHIELDED	620499	-
M39029/28-409	4	0	9	PIN	12 SHIELDED	620499	-
M39029/28-410	4	1	0	PIN	12 SHIELDED	620499	-
M39029/28-411	4	1	1	PIN	12 SHIELDED	620499	-
M39029/28-412	4	1	2	PIN	12 SHIELDED	620499	-
M39029/28-413	4	1	3	PIN	12 SHIELDED	620499	-
M39029/28-414	4	1	4	PIN	12 SHIELDED	620499	-
M39029/28-415	4	1	5	PIN	12 SHIELDED	620499	-
M39029/75-416	4	1	6	SOCKET	12 SHIELDED	620499	-
M39029/75-417	4	1	7	SOCKET	12 SHIELDED	620499	-
M39029/75-418	4	1	8	SOCKET	12 SHIELDED	620499	-
M39029/75-419	4	1	9	SOCKET	12 SHIELDED	620499	-
M39029/75-420	4	2	0	SOCKET	12 SHIELDED	620499	-
M39029/75-421	4	2	1	SOCKET	12 SHIELDED	620499	-
M39029/75-422	4	2	2	SOCKET	12 SHIELDED	620499	-
M39029/75-423	4	2	3	SOCKET	12 SHIELDED	620499	-

Please visit https://qpldocs.dla.mil/ for a current list of qualified suppliers of connectors, terminals, and splices.

© 2025 Astro Tool Corp.

MIL-DTL-38999

- Series 4
- Breech Lock Coupling, Circular, Rear Release Contacts



CONNECTOR PART NUMBER	DESCRIPTION
D38999/40	WALL MOUNT FLANGE RECEPTACLE
D38999/42	BOX MOUNT FLANGE RECEPTACLE
D38999/44	JAM NUT MOUNT RECEPTACLE

CONNECTOR PART NUMBER	DESCRIPTION
D38999/46	STRAIGHT PLUG
D38999/47	STRAIGHT PLUG
D38999/49	CABLE MOUNT RECEPTACLE

CONTACT PART NUMBER	BIN			STYLE	MATING END	WIRE BARREL	WIRE RANGE	CRIMP TOOL AND ACCESSORY		
								615708	615717	616336
M39029/58-360	3	6	0	PIN	22	22D	22-28	-	615725	616332
M39029/56-348	3	4	8	SOCKET	22	22D	22-28	-	615723	616330
M39029/118-644	6	4	4	PIN	22	22D	22-28	-	615725	616332
M39029/118-650	6	5	0	PIN	22	22D	22-28	-	615725	616332
M39029/117-632	6	3	2	SOCKET	22	22D	22-28	-	615723	616330
M39029/117-638	6	3	8	SOCKET	22	22D	22-28	-	615723	616330
M39029/58-361	3	6	1	PIN	22	22M	24-28	-	615725	616332
M39029/56-349	3	4	9	SOCKET	22	22M	24-28	-	615723	616330
M39029/58-362	3	6	2	PIN	22	22	22-26	-	615725	616332
M39029/56-350	3	5	0	SOCKET	22	22	22-26	-	615723	616330
M39029/58-363	3	6	3	PIN	20	20	20-24	615711	615726	-
M39029/56-351	3	5	1	SOCKET	20	20	20-24	615711	615726	-
M39029/118-646	6	4	6	PIN	20	20	20-24	615711	615726	-
M39029/118-652	6	5	2	PIN	20	20	20-24	615711	615726	-
M39029/117-634	6	3	4	SOCKET	20	20	20-24	615711	615726	616333
M39029/117-640	6	4	0	SOCKET	20	20	20-24	615711	615726	616333
M39029/58-364	3	6	4	PIN	16	16	16-20	615711	-	616329
M39029/56-352	3	5	2	SOCKET	16	16	16-20	615711	-	616329
M39029/118-647	6	4	7	PIN	16	16	16-20	615711	-	616329
M39029/118-653	6	5	3	PIN	16	16	16-20	615711	-	616329
M39029/117-635	6	3	5	SOCKET	16	16	16-20	615711	-	616329
M39029/117-641	6	4	1	SOCKET	16	16	16-20	615711	-	616329
M39029/58-365	3	6	5	PIN	12	12	12-14	615711	-	-
M39029/56-353	3	5	3	SOCKET	12	12	12-14	615711	-	-
M39029/118-648	6	4	8	PIN	12	12	12-14	615711	-	-
M39029/118-654	6	5	4	PIN	12	12	12-14	615711	-	-
M39029/117-636	6	3	6	SOCKET	12	12	12-14	615711	-	-
M39029/117-642	6	4	2	SOCKET	12	12	12-14	615711	-	-
M39029/58-528	5	2	8	PIN	10	10	10	-	-	-
M39029/56-527	5	2	7	SOCKET	10	10	10	-	-	-
M39029/118-649	6	4	9	PIN	10	10	10	-	-	-
M39029/118-655	6	5	5	PIN	10	10	10	-	-	-
M39029/117-637	6	3	7	SOCKET	10	10	10	-	-	-
M39029/117-643	6	4	3	SOCKET	10	10	10	-	-	-

Refer to the "Coax/Shielded/Thermocouple Contact Tool Selection Guide" on pages 43 to 49 for further information on contact types.

SAE-AS50151

- (Formerly SAE-AS50151) - Series 3400
- Threaded Coupling, Circular, Front Release Contacts

CONNECTOR PART NUMBER	DESCRIPTION	CONNECTOR PART NUMBER	DESCRIPTION
MS3400 (SAE-AS34001)	WALL MOUNT RECEPTACLE	MS3406 (SAE-AS34061)	STRAIGHT PLUG
MS3401 (SAE-AS34011)	CABLE CONNECTING RECEPTACLE	MS3408 (SAE-AS34081)	PLUG 90°
MS3402 (SAE-AS34021)	BOX MOUNT RECEPTACLE	MS3409 (SAE-AS34091)	PLUG 45°
MS3404 (SAE-AS34041)	JAM NUT MOUNT RECEPTACLE	MS3412 (SAE-AS34121)	WALL MOUNT RECEPTACLE (AN TYPE)

CONTACT PART NUMBER	BIN			STYLE	MATING END	WIRE BARREL	WIRE RANGE	CRIMP TOOL AND ACCESSORY	
								615708	AMT23B
M39029/44-287	2	8	7	PIN	16	22	22-26	615709	-
M39029/45-294	2	9	4	SOCKET	16	22	22-26	615709	-
M39029/44-288	2	8	8	PIN	16	16	16-20	615709	-
M39029/45-295	2	9	5	SOCKET	16	16	16-20	615709	-
M39029/44-289	2	8	9	PIN	12	16	16-20	615709	-
M39029/45-296	2	9	6	SOCKET	12	16	16-20	615709	-
M39029/44-290	2	9	0	PIN	12	12	12-14	615709	-
M39029/45-297	2	9	7	SOCKET	12	12	12-14	615709	-
M39029/44-291	2	9	1	PIN	8	8	8-10	-	AMT23002DA (DIE) AND AMT23009L (LOCATOR)
M39029/45-298	2	9	8	SOCKET	8	8	8-10	-	AMT23002DA (DIE) AND AMT23009L (LOCATOR)
M39029/44-292	2	9	2	PIN	4	4	4-6	-	AMT23004DA (DIE) AND AMT23011L (LOCATOR)
M39029/45-299	2	9	9	SOCKET	4	4	4-6	-	AMT23004DA (DIE) AND AMT23011L (LOCATOR)
M39029/44-293	2	9	3	PIN	1/0	1/0	0-2	-	AMT23005DA (DIE) AND AMT23013L (LOCATOR)
M39029/45-300	3	0	0	SOCKET	1/0	1/0	0-2	-	AMT23005DA (DIE) AND AMT23013L (LOCATOR)

SAE-AS50151

- (Formerly SAE-AS50151) - Series 3400
- Threaded Coupling, Circular, Rear Release Contacts



CONNECTOR PART NUMBER	DESCRIPTION	CONNECTOR PART NUMBER	DESCRIPTION
MS3450 (SAE-AS34501)	WALL MOUNT RECEPTACLE	MS3454 (SAE-AS34541)	JAM NUT MOUNT RECEPTACLE
MS3451 (SAE-AS34511)	CABLE CONNECTING RECEPTACLE	MS3456 (SAE-AS34561)	STRAIGHT PLUG
MS3452 (SAE-AS34521)	BOX MOUNT RECEPTACLE	MS3459 (SAE-AS34591)	SELF-LOCK COUPLING PLUG

CONTACT PART NUMBER	BIN			STYLE	MATING END	WIRE BARREL	WIRE RANGE	CRIMP TOOL AND ACCESSORY		
								615708	616336	AMT23B
M39029/29-212	2	1	2	PIN	16	16	16-20	615709	616328	-
M39029/30-218	2	1	8	SOCKET	16	16	16-20	615709	616328	-
M39029/29-213	2	1	3	PIN	12	12	12-14	615709	-	-
M39029/30-219	2	1	9	SOCKET	12	12	12-14	615709	-	-
M39029/29-214	2	1	4	PIN	8	8	8	-	-	AMT23002DA (DIE) AND AMT23009L (LOCATOR)
M39029/30-220	2	1	0	SOCKET	8	8	8	-	-	AMT23002DA (DIE) AND AMT23009L (LOCATOR)
M39029/29-215	2	1	5	PIN	4	4	4	-	-	AMT23004DA (DIE) AND AMT23011L (LOCATOR)
M39029/30-221	2	2	1	SOCKET	4	4	4	-	-	AMT23004DA (DIE) AND AMT23011L (LOCATOR)
M39029/29-216	2	1	6	PIN	1/0	1/0	0	-	-	AMT23005DA (DIE) AND AMT23013L (LOCATOR)
M39029/30-222	2	2	2	SOCKET	1/0	1/0	0			AMT23005DA (DIE) AND AMT23013L (LOCATOR)

Refer to the "Coax/Shielded/Thermocouple Contact Tool Selection Guide" on pages 43 to 49 for further information on contact types.
Please visit https://qpldocs.dla.mil/ for a current list of qualified suppliers of connectors, terminals, and splices.

© 2025 Astro Tool Corp.

SAE-AS81511

- Series 1
- Scoop Proof, Bayonet Coupling, Circular, Front Release Contacts

CONNECTOR PART NUMBER	DESCRIPTION	CONNECTOR PART NUMBER	DESCRIPTION
M81511/21	FLANGE MOUNT RECEPTACLE	M81511/35	FLANGE MOUNT RECEPTACLE
M81511/23	JAM NUT RECEPTACLE	M81511/36	JAM NUT RECEPTACLE
M81511/25	CABLE CONNECTING RECEPTACLE	M81511/37	CABLE CONNECTING RECEPTACLE
M81511/26	STRAIGHT PLUG	M81511/38	STRAIGHT PLUG

**Scoop-proof when pins are installed in the receptacle, but not when pins are installed in the plug.*

CONTACT PART NUMBER	BIN			STYLE	MATING END	WIRE BARREL	WIRE RANGE	CRIMP TOOL AND ACCESSORY		
								615708	615717	616336
M39029/47-312	3	1	2	PIN	23	28	28-32	-	615719	-
M39029/33-262	2	6	2	SOCKET	23	28	28-32	-	615719	-
M39029/47-314	3	1	4	PIN	23	22	22-26	-	615719	-
M39029/33-264	2	6	4	SOCKET	23	22	22-26	-	615719	-
M39029/47-316	3	1	6	PIN	20	20	20-24	615715	-	616334
M39029/33-266	2	6	6	SOCKET	20	20	20-24	615715	-	616334
M39029/47-337	3	3	7	PIN	16	16	16-20	615715	-	616335
M39029/33-268	2	6	8	SOCKET	16	16	16-20	615715	-	616335
M39029/47-339	3	3	9	PIN	12	12	12-14	615715	-	-
M39029/33-270	2	7	0	SOCKET	12	12	12-14	615715	-	-

Refer to the "Coax/Shielded/Thermocouple Contact Tool Selection Guide" on pages 43 to 49 for further information on contact types.
Please visit https://qpldocs.dla.mil/ for a current list of qualified suppliers of connectors, terminals, and splices.

SAE-AS81511

- Series 2
- 50% Scoop Proof, Bayonet Coupling, Circular, Front Release Contacts

CONNECTOR PART NUMBER	DESCRIPTION	CONNECTOR PART NUMBER	DESCRIPTION
M81511/1	FLANGE MOUNT RECEPTACLE	M81511/31	FLANGE MOUNT RECEPTACLE
M81511/3	JAM NUT RECEPTACLE	M81511/32	JAM NUT RECEPTACLE
M81511/5	CABLE CONNECTING RECEPTACLE	M81511/33	CABLE CONNECTING RECEPTACLE
M81511/6	STRAIGHT PLUG	M81511/34	STRAIGHT PLUG

**Scoop-proof when pins are installed in the receptacle, but not when pins are installed in the plug.*

CONTACT PART NUMBER	BIN			STYLE	MATING END	WIRE BARREL	WIRE RANGE	CRIMP TOOL AND ACCESSORY		
								615708	615717	616336
M39029/47-312	3	1	2	PIN	23	28	28-32	-	615719	-
M39029/46-302	3	0	2	SOCKET	23	28	28-32	-	615719	-
M39029/47-314	3	1	4	PIN	23	22	22-26	-	615719	-
M39029/46-304	3	0	4	SOCKET	23	22	22-26	-	615719	-
M39029/47-316	3	1	6	PIN	20	20	20-24	615715	-	616334
M39029/46-306	3	0	6	SOCKET	20	20	20-24	615715	-	616334
M39029/47-337	3	3	7	PIN	16	16	16-20	615715	-	616335
M39029/46-308	3	0	8	SOCKET	16	16	16-20	615715	-	616335
M39029/47-339	3	3	9	PIN	12	12	12-14	615715	-	-
M39029/46-310	3	1	0	SOCKET	12	12	12-14	615715	-	-

Refer to the "Coax/Shielded/Thermocouple Contact Tool Selection Guide" on pages 43 to 49 for further information on contact types.

SAE-AS81511

- Series 3
- Class A/F/W, Scoop Proof, Circular, Rear Release Contacts

CONNECTOR PART NUMBER	DESCRIPTION	CONNECTOR PART NUMBER	DESCRIPTION
M81511/41	FLANGE MOUNT RECEPTACLE	M81511/46	STRAIGHT PLUG
M81511/45	CABLE CONNECTING RECEPTACLE	M81511/49	JAM NUT RECEPTACLE

**Scoop-proof when pins are installed in either the plug or the receptacle. Plugs contain the grounding spring members.*

CONTACT PART NUMBER	BIN			STYLE	MATING END	WIRE BARREL	WIRE RANGE	CRIMP TOOL AND ACCESSORY	
								615708	615717
M39029/18-176	1	7	6	PIN	23	28	28-32	-	616031
M39029/17-171	1	7	1	SOCKET	23	28	28-32	-	616034
M39029/18-177	1	7	7	PIN	23	22	22-28	-	616031
M39029/17-172	1	7	2	SOCKET	23	22	22-28	-	616034
M39029/18-178	1	7	8	PIN	20	20	20-24	-	616032
M39029/17-173	1	7	3	SOCKET	20	20	20-24	-	616035
M39029/18-179	1	7	9	PIN	16	16	16-20	-	616033
M39029/17-174	1	7	4	SOCKET	16	16	16-20	-	616036
M39029/18-180	1	8	0	PIN	12	12	12-14	615821	-
M39029/17-175	1	7	5	SOCKET	12	12	12-14	615822	-

Refer to the "Coax/Shielded/Thermocouple Contact Tool Selection Guide" on pages 43 to 49 for further information on contact types.

SAE-AS81511

- Series 4
- Class A/F/W, Scoop Proof, Circular, Rear Release Contacts

CONNECTOR PART NUMBER	DESCRIPTION	CONNECTOR PART NUMBER	DESCRIPTION
M81511/41	FLANGE MOUNT RECEPTACLE	M81511/46	STRAIGHT PLUG
M81511/45	CABLE CONNECTING RECEPTACLE	M81511/49	JAM NUT RECEPTACLE

**Scoop-proof when pins are installed in either the plug or the receptacle. Plugs contain the grounding spring members.*

CONTACT PART NUMBER	BIN			STYLE	MATING END	WIRE BARREL	WIRE RANGE	CRIMP TOOL AND ACCESSORY	
								615708	615717
M39029/18-176	1	7	6	PIN	23	28	28-32	-	616031
M39029/16-166	1	6	6	SOCKET	23	28	28-32	-	616031
M39029/18-177	1	7	7	PIN	23	22	22-28	-	616031
M39029/16-167	1	6	7	SOCKET	23	22	22-28	-	616031
M39029/18-178	1	7	8	PIN	20	20	20-24	-	616032
M39029/16-168	1	6	8	SOCKET	20	20	20-24	-	616032
M39029/18-179	1	7	9	PIN	16	16	16-20	-	616033
M39029/16-169	1	6	9	SOCKET	16	16	16-20	-	616033
M39029/18-180	1	8	0	PIN	12	12	12-14	615821	-
M39029/16-170	1	7	0	SOCKET	12	12	12-14	615821	-

Refer to the "Coax/Shielded/Thermocouple Contact Tool Selection Guide" on pages 43 to 49 for further information on contact types.

© 2025 Astro Tool Corp.

SAE-AS81659

- Series 2 (ARINC 404)
- Rectangular, Rear Release Contacts

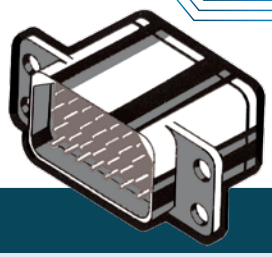

CONNECTOR PART NUMBER	DESCRIPTION
M81659/29 THRU M81659/72	RECEPTACLE OR PLUG, TYPE 2, 3 AND 4 CLASS 1 AND 2 - SHELL DESIGNATOR A OR B

CONTACT PART NUMBER	BIN			STYLE	MATING END	WIRE BARREL	WIRE RANGE	CRIMP TOOL AND ACCESSORY		
								615708	615717	616336
M39029/11-144	1	4	4	PIN	22	22	22-26	-	616191	-
M39029/12-148	1	4	8	SOCKET	22	22	22-26	-	616191	-
M39029/11-145	1	4	5	PIN	20	20	20-24	-	615724	-
M39029/12-149	1	4	9	SOCKET	20	20	20-24	-	615724	-
M39029/11-146	1	4	6	PIN	16	16	16-20	615709	-	616328
M39029/12-150	1	5	0	SOCKET	16	16	16-20	615709	-	616328
M39029/11-147	1	4	7	PIN	12	12	12-14	616406	-	-
M39029/12-151	1	5	1	SOCKET	12	12	12-14	616406	-	-

SAE-AS81703

- Series 3, Class E and L
- Rack and Panel Or Push Pull Coupling, Circular, Rear Release Contacts

CONNECTOR PART NUMBER	DESCRIPTION
MS3424	WALL MOUNT RECEPTACLE
MS3446	RACK AND PANEL PLUG
MS3464	JAM NUT RECEPTACLE

CONNECTOR PART NUMBER	DESCRIPTION
MS3467	STRAIGHT PLUG
MS3468	STRAIGHT PLUG, LANYARD RELEASE

CONTACT PART NUMBER	BIN			STYLE	MATING END	WIRE BARREL	WIRE RANGE	CRIMP TOOL AND ACCESSORY		
								615708	615717	616336
M39029/4-110	1	1	0	PIN	20	20	20-24	615709	615718	616327
M39029/5-115	1	1	5	SOCKET	20	20	20-24	615709	615718	616327
M39029/4-112	1	1	2	PIN	16	20	20-24	615709	-	616328
M39029/5-117	1	1	7	SOCKET	16	20	20-24	615709	-	616328
M39029/4-111	1	1	1	PIN	16	16	16-20	615709	-	616328
M39029/5-116	1	1	6	SOCKET	16	16	16-20	615709	-	616328
M39029/4-114	1	1	4	PIN	12	16	16-20	615709	-	616328
M39029/5-119	1	1	9	SOCKET	12	16	16-20	615709	-	616328
M39029/4-113	1	1	3	PIN	12	12	12-14	615709	-	-
M39029/5-118	1	1	8	SOCKET	12	12	12-14	615709	-	-

Refer to the "Coax/Shielded/Thermocouple Contact Tool Selection Guide" on pages 43 to 49 for further information on contact types.

Please visit https://qpldocs.dla.mil/ for a current list of qualified suppliers of connectors, terminals, and splices.

SAE-AS81714

- Series 1
- Terminal Junctions Pin Contacts



CONNECTOR PART NUMBER	DESCRIPTION
M81714/1	BUSSING MODULES, FEEDBACK TYPE, SIZE 22
M81714/2	BUSSING MODULES, FEEDBACK TYPE, SIZE 20
M81714/3	BUSSING MODULES, FEEDBACK TYPE, SIZE 16
M81714/4	BUSSING MODULES, FEEDBACK TYPE, SIZE 12
M81714/6	BUSSING MODULES, FEED THRU TYPE, SIZE 22
M81714 /7	BUSSING MODULES, FEED THRU TYPE, SIZE 20
M81714/8	BUSSING MODULES, FEED THRU TYPE, SIZE 16
M81714/9	BUSSING MODULES, FEED THRU TYPE, SIZE 12
M81714/11	WIRE IN-LINE JUNCTIONS, SINGLE
M81714/12	WIRE IN-LINE JUNCTIONS, DOUBLE

CONNECTOR PART NUMBER	DESCRIPTION
M81714/15	GROUNDING STUD
M81714/17	BUSSING MODULES, FEEDBACK TYPE, SIZE 22D
M81714/21	ELECTRONIC, IN-LINE JUNCTIONS
M81714/22	ELECTRONIC, IN-LINE JUNCTIONS
M81714/23	ELECTRONIC, IN-LINE JUNCTIONS
M81714/24	ELECTRONIC, IN-LINE JUNCTIONS, DOUBLE
M81714/25	ELECTRONIC, FEEDBACK TYPE, SIZE 20
M81714/26	ELECTRONIC, DIODE, FEEDBACK TYPE, SIZE 20
M81714/27	GROUNDING MODULES, STUD
M81714/28	GROUNDING MODULE, INTEGRAL BRACKET

CONTACT PART NUMBER	BIN			STYLE	MATING END	WIRE BARREL	WIRE RANGE	CRIMP TOOL AND ACCESSORY	
								615708	615717
M39029/1-507	5	0	7	PIN	20	22D	22-28	-	620261
M39029/1-100	1	0	0	PIN	16	22	22-26	-	615727
M39029/1-101	1	0	1	PIN	16	20	20-24	615709	615727
M39029/1-102	1	0	2	PIN	14	16	16-20	615709	-
M39029/1-103	1	0	3	PIN	12	12	12-14	615709	-

Please visit https://qpldocs.dla.mil/ for a current list of qualified suppliers of connectors, terminals, and splices.

SAE-AS81714

- Series 2
- Terminal Junctions Socket Contacts

CONNECTOR PART NUMBER	DESCRIPTION
M81714/60	FEEDBACK TYPE, BUSSING MODULE
M81714/61	FEEDBACK TYPE, BUSSING MODULES
M81714/63	STUD/FLANGE MOUNTED, SECTIONAL, GROUNDING MODULES

CONNECTOR PART NUMBER	DESCRIPTION
M81714/64	GROUNDING STUD
M81714/65	IN-LINE WIRE JUNCTIONS

CONTACT PART NUMBER	BIN			STYLE	MATING END	WIRE BARREL	WIRE RANGE	CRIMP TOOL AND ACCESSORY
								616336
M39029/22-190	1	9	0	SOCKET	22	28	28-32	620083
M39029/22-191	1	9	1	SOCKET	22	22	22-26	620083
M39029/22-192	1	9	2	SOCKET	20	20	20-24	620084
M39029/22-193	1	9	3	SOCKET	16	16	16-20	620085
M39029/22-605	6	0	5	SOCKET	12	12	12-14	-

© 2025 Astro Tool Corp.

MIL-DTL-83527

- ARINC 600
- Rack and Panel, Rectangular, Rear Release Contacts



CONNECTOR PART NUMBER	DESCRIPTION
M83527/1 THRU M83527/6	RECEPTACLE OR PLUG SHELL SIZE 2, 3, 4

CONTACT PART NUMBER	BIN			STYLE	MATING END	WIRE BARREL	WIRE RANGE	CRIMP TOOL AND ACCESSORY		
								615708	615717	616336
M39029/93-597	5	9	7	PIN	22	22	22-26	-	616191	-
M39029/94-601	6	0	1	SOCKET	22	22	22-26	-	616191	-
M39029/93-598	5	9	8	PIN	20	20	20-24	-	615724	616327
M39029/94-602	6	0	2	SOCKET	20	20	20-24	-	615724	616327
M39029/93-539	5	3	9	PIN	16	16	16-20	615709	-	616328
M39029/94-603	6	0	3	SOCKET	16	16	16-20	615709	-	616328
M39029/93-540	5	4	0	PIN	12	12	12-14	616406	-	-
M39029/94-604	6	0	4	SOCKET	12	12	12-14	616406	-	-

Please visit https://qpldocs.dla.mil/ for a current list of qualified suppliers of connectors, terminals, and splices.

MIL-DTL-83723

- Series 2
- Threaded Coupling, Circular, Rear Release Contacts



CONNECTOR PART NUMBER	CONTACTS	CONNECTOR PART NUMBER	CONTACTS
M83723/17 (Superseded by SAE-AS34511)	CABLE CONNECTING RECEPTACLE SOCKET	M83723/21 (Superseded by SAE-AS34521)	BOX MOUNT RECEPTACLE SOCKET
M83723/18 (Superseded by SAE-AS34511)	CABLE CONNECTING RECEPTACLE PIN	M83723/22 (Superseded by SAE-AS34521)	BOX MOUNT RECEPTACLE PIN CONTACTS
M83723/19 (Superseded by SAE-AS34501)	WALL MOUNT RECEPTACLE SOCKET	M83723/23 (Superseded by SAE-AS34561)	PLUG SOCKET CONTACTS
M83723/20 (Superseded by SAE-AS34501)	WALL MOUNT RECEPTACLE PIN	M83723/24 Superseded by SAE-AS34561)	PLUG PIN CONTACTS

CONTACT PART NUMBER	BIN			STYLE	MATING END	WIRE BARREL	WIRE RANGE	CRIMP TOOL AND ACCESSORY		
								615708	616336	AMT23B
M39029/29-212	2	1	2	PIN	16	16	16-20	615709	616328	-
M39029/30-218	2	1	8	SOCKET	16	16	16-20	615709	616328	-
M39029/29-213	2	1	3	PIN	12	12	12-14	615709	-	-
M39029/30-219	2	1	9	SOCKET	12	12	12-14	615709	-	-
M39029/29-214	2	1	4	PIN	8	8	8	-	-	AMT23002DA (DIE) AND AMT23009L (LOCATOR)
M39029/30-220	2	2	0	SOCKET	8	8	8	-	-	AMT23002DA (DIE) AND AMT23009L (LOCATOR)
M39029/29-215	2	1	5	PIN	4	4	4	-	-	AMT23004DA (DIE) AND AMT23011L (LOCATOR)
M39029/30-221	2	2	1	SOCKET	4	4	4	-	-	AMT23004DA (DIE) AND AMT23011L (LOCATOR)
M39029/29-216	2	1	6	PIN	1/0	1/0	1/0	-	-	AMT23005DA (DIE) AND AMT23013L (LOCATOR)
M39029/30-222	2	2	2	SOCKET	1/0	1/0	1/0	-	-	AMT23005DA (DIE) AND AMT23013L (LOCATOR)

Refer to the "Coax/Shielded/Thermocouple Contact Tool Selection Guide" on pages 43 to 49 for further information on contact types.

MIL-DTL-83723

- Series 3
- Bayonet and Threaded Coupling, Circular, Rear Release Contacts

CONNECTOR PART NUMBER	DESCRIPTION
M83723/71, /72	BAYONET, WALL MOUNT RECEPTACLE
M83723/73, 74	BAYONET, JAM NUT RECEPTACLE
M83723/75, 76, /77, /78	BAYONET, STRAIGHT PLUG

CONNECTOR PART NUMBER	DESCRIPTION
M83723/82, /83	THREADED, WALL MOUNT RECEPTACLE
M83723/84, /85	THREADED, JAM NUT RECEPTACLE
M83723/86, /87, /91, /92, /95, /96	THREADED, STRAIGHT PLUG

CONTACT PART NUMBER	BIN			STYLE	MATING END	WIRE BARREL	WIRE RANGE	CRIMP TOOL AND ACCESSORY		
								615708	615717	616336
M39029/4-110	1	1	0	PIN	20	20	20-24	615709	615718	616327
M39029/5-115	1	1	5	SOCKET	20	20	20-24	615709	615718	616327
M39029/4-112	1	1	2	PIN	16	20	20-24	615709	-	616328
M39029/5-117	1	1	7	SOCKET	16	20	20-24	615709	-	616328
M39029/4-111	1	1	1	PIN	16	16	16-20	615709	-	616328
M39029/5-116	1	1	6	SOCKET	16	16	16-20	615709	-	616328
M39029/4-114	1	1	4	PIN	12	16	16-20	615709	-	616328
M39029/5-119	1	1	9	SOCKET	12	16	16-20	615709	-	616328
M39029/4-113	1	1	3	PIN	12	12	12-14	615709	-	-
M39029/5-118	1	1	8	SOCKET	12	12	12-14	615709	-	-

Please visit https://qpldocs.dla.mil/ for a current list of qualified suppliers of connectors, terminals, and splices.

MIL-DTL-83733

- Rack and Panel, Rectangular, Rear Release Contacts

CONNECTOR PART NUMBER	DESCRIPTION
M83733/1	STANDARD HOLE MOUNT
M83733/2	GUIDE PINS AND SPRING MOUNT
M83733/3	GUIDE SOCKETS
M83733/4	CAPTIVE SPRINGS
M83733/5	BUSHING MOUNT
M83733/6	CLINCH NUT MOUNT

CONNECTOR PART NUMBER	DESCRIPTION
M83733/7	GUIDE SOCKETS AND SPRING MOUNT
M83733/8	GUIDE PINS
M83733/9	STAGGERED STANDARD HOLE MOUNT
M83733/10	STAGGERED BUSHING MOUNT
M83733/11	STAGGERED CLINCH NUT MOUNT
M83733/12	STAGGERED SPRING MOUNT

CONTACT PART NUMBER	BIN			STYLE	MATING END	WIRE BARREL	WIRE RANGE	CRIMP TOOL AND ACCESSORY		
								615708	615717	616336
M39029/58-360	3	6	0	PIN	22	22D	22-28	-	615725	616332
M39029/57-354	3	5	4	SOCKET	22	22D	22-28	-	615722	616331
M39029/4-110	1	1	0	PIN	20	20	20-24	615709	615718	616327
M39029/5-115	1	1	5	SOCKET	20	20	20-24	615709	615718	616327
M39029/4-111	1	1	1	PIN	16	16	16-20	615709	-	616328
M39029/5-116	1	1	6	SOCKET	16	16	16-20	615709	-	616328
M39029/4-113	1	1	3	PIN	12	12	12-14	615709	-	-
M39029/5-118	1	1	8	SOCKET	12	12	12-14	615709	-	-

Refer to the "Coax/Shielded/Thermocouple Contact Tool Selection Guide" on pages 43 to 49 for further information on contact types.

© 2025 Astro Tool Corp.

SAE-AS95234

- Reverse Bayonet, Circular, Front Release Contacts

CONNECTOR PART NUMBER	CONTACTS
AS95234/1	RECEPTACLE, BAYONET COUPLING, IN LINE
AS95234/2	RECEPTACLE, SQUARE FLANGE, BOX MOUNT, FRONT
AS95234/3	RECEPTACLE, SQUARE FLANGE, BOX MOUNT, REAR
AS95234/4	RECEPTACLE, SQUARE FLANGE, PANEL MOUNT, FRONT

CONNECTOR PART NUMBER	CONTACTS
AS95234/5	RECEPTACLE, SQUARE FLANGE, PANEL MOUNT, REAR
AS95234/6	PLUG, REVERSE BAYONET COUPLING
AS95234/7	RECEPTACLE, JAM NUT
AS95234/8	RECEPTACLE, JAM NUT
AS95234/9	PLUG, GROUNDING

CONTACT PART NUMBER	BIN			STYLE	MATING END	WIRE BARREL	WIRE RANGE	CRIMP TOOL AND ACCESSORY	
								615708	AMT23B
M39029/44-287	2	8	7	PIN	16	22	22-26	615709	-
M39029/45-294	2	9	4	SOCKET	16	22	22-26	615709	-
M39029/44-288	2	8	8	PIN	16	16	16-20	615709	-
M39029/45-295	2	9	5	SOCKET	16	16	16-20	615709	-
M39029/44-289	2	8	9	PIN	12	16	16-20	615709	-
M39029/45-296	2	9	6	SOCKET	12	16	16-20	615709	-
M39029/44-290	2	9	0	PIN	12	12	12-14	615709	-
M39029/45-297	2	9	7	SOCKET	12	12	12-14	615709	-
M39029/44-291	2	9	1	PIN	8	8	8-10	-	AMT23002DA (DIE) AND AMT23009L (LOCATOR)
M39029/45-298	2	9	8	SOCKET	8	8	8-10	-	AMT23002DA (DIE) AND AMT23009L (LOCATOR)
M39029/44-292	2	9	2	PIN	4	4	4-6	-	AMT23004DA (DIE) AND AMT23011L (LOCATOR)
M39029/45-299	2	9	9	SOCKET	4	4	4-6	-	AMT23004DA (DIE) AND AMT23011L (LOCATOR)
M39029/44-293	2	9	3	PIN	1/0	1/0	0-2	-	AMT23005DA (DIE) AND AMT23013L (LOCATOR)
M39029/45-300	3	0	0	SOCKET	1/0	1/0	0-2		AMT23005DA (DIE) AND AMT23013L (LOCATOR)

Please visit https://qpldocs.dla.mil/ for a current list of qualified suppliers of connectors, terminals, and splices.

Micro Connectors - Glenair "Mighty Mouse" & Amphenol 2m Micro38999

CONNECTOR PART NUMBER	DESCRIPTION
801	GLENAIR, MIGHTY MOUSE SERIES 801, RUGGED DOUBLE-START ACME THREADS
803	GLENAIR, MIGHTY MOUSE SERIES 803, BAYONET COUPLING
804	GLENAIR, MIGHTY MOUSE SERIES 804, PUSH-PULL
805	GLENAIR, MIGHTY MOUSE SERIES 805, TRIPLE-START ACME THREADS

CONNECTOR PART NUMBER	DESCRIPTION
2M801	AMPHENOL, MICRO38999 SERIES 2M801, DUAL-START
2M803	AMPHENOL, MICRO38999 SERIES 2M803, BAYONET
2M804	AMPHENOL, MICRO38999 SERIES 2M804, PUSH-PULL
2M805	AMPHENOL, MICRO38999 SERIES 2M805, TRI-START

CONTACT PART NUMBER		BIN			STYLE	CONTACT SIZE	WIRE SIZE	CRIMP TOOL AND ACCESSORY		
MIL SPEC	GLENAIR							615708	615717	616336
M39029/58-363	850-002-20-363	3	6	3	PIN	20	20-24	615711	615726	616333
M39029/57-357	850-003-20-357	3	5	7	SOCKET	20	20-24	615711	615726	616333
M39029/58-364	809-110	3	6	4	PIN	16	16-20	615711	-	616329
M39029/57-358	809-111	3	5	8	SOCKET	16	16-20	615711	-	616329
M39029/58-365	809-112	3	6	5	PIN	12	12-14	615711	-	-
M39029/57-359	809-113	3	5	9	SOCKET	12	12-14	615711	-	-

Micro Connectors - Glenair "Mighty Mouse"

- Coax/Shielded/Twinax

CONNECTOR PART NUMBER	DESCRIPTION
801	GLENAIR, MIGHTY MOUSE SERIES 801, RUGGED DOUBLE-START ACME THREADS
803	GLENAIR, MIGHTY MOUSE SERIES 803, BAYONET COUPLING

CONNECTOR PART NUMBER	DESCRIPTION
804	GLENAIR, MIGHTY MOUSE SERIES 804, PUSH-PULL
805	GLENAIR, MIGHTY MOUSE SERIES 805, TRIPLE-START ACME THREADS

CONTACT PART NUMBER		BIN			STYLE	CONTACT SIZE	CABLE SIZE	INNER CRIMP TOOL AND ACCESSORY
MIL SPEC	GLENAIR							615717
M39029/76-424	809-114	4	2	4	PIN	16 COAX /SHIELDED	RG174, RG179, or RG316	620517
M39029/78-432	809-116	4	3	2	SOCKET	16 COAX /SHIELDED	RG174, RG179, or RG316	620517
M39029/76-425	809-115	4	2	5	PIN	16 COAX /SHIELDED	RG178	620517
M39029/78-433	809-117	4	3	3	SOCKET	16 COAX /SHIELDED	RG178	620517
M39029/28-211	809-118	2	1	1	PIN	12 COAX /SHIELDED	RG174 , RG179, or RG316	620499
M39029/27-210	809-120	2	1	0	SOCKET	12 COAX /SHIELDED	RG174 , RG179, or RG316	620499
M39029/28-409	809-119	4	0	9	PIN	12 COAX /SHIELDED	RG180	620499
M39029/27-402	809-121	4	0	2	SOCKET	12 COAX /SHIELDED	RG180	620499

Please visit https://qpldocs.dla.mil/ for a current list of qualified suppliers of connectors, terminals, and splices.

© 2025 Astro Tool Corp.

Micro Connectors - Glenair "Mighty Mouse" Continued

- Coax/Shielded/Twinax

CONTACT PART NUMBER		BIN			STYLE	CONTACT SIZE	CABLE SIZE	INNER CRIMP TOOL AND ACCESSORY	OUTER CRIMP TOOL AND ACCESSORY
MIL SPEC	GLENAIR							615717	620175
M39029/60-367	852-007-08-367	3	6	7	PIN	8 COAX/SHIELDED	M17/095-RG180	616417	620293
M39029/59-366	852-006-08-366	3	6	6	SOCKET	8 COAX/SHIELDED	M17/095-RG180	616417	620293

FOR CONNECTORS: MIL-DTL-26482 (SERIES 2) AND SAE-AS81703 (SERIES 3)								
CONTACT PART NUMBER	BIN			STYLE	CONTACT SIZE	WIRE SIZE OR CABLE	INNER CRIMP TOOL AND ACCESSORY	OUTER CRIMP TOOL AND ACCESSORY
							615717	620175
M39029/7-126	1	2	6	PIN	12 SHIELDED	28-30, RG178 B/U, RG178 A/U, RG196 A/U	616414	620294
M39029/7-127	1	2	7	PIN	12 SHIELDED	26, RG174/U, RG188 A/U	616414	620294
M39029/7-128	1	2	8	PIN	12 SHIELDED	24	616414	620294
M39029/8-129	1	2	9	SOCKET	12 SHIELDED	28-30, RG178 B/U, RG178 A/U, RG196 A/U	616414	620294
M39029/8-130	1	3	0	SOCKET	12 SHIELDED	26, RG174/U, RG188 A/U	616414	620294
M39029/8-131	1	3	1	SOCKET	12 SHIELDED	24	616414	620294

Please visit https://qpldocs.dla.mil/ for a current list of qualified suppliers of connectors, terminals, and splices.

M39029 Coax, Shielded, & Thermocouple Contacts

FOR CONNECTORS: MIL-DTL-26482 (SERIES 2), MIL-DTL-83723 (SERIES 1 & 3), MIL-DTL-83733, SAE-AS81703 (SERIES 3)									
CONTACT PART NUMBER	BIN			STYLE	CONTACT SIZE	WIRE SIZE OR CABLE	INNER CRIMP TOOL AND ACCESSORY		
							615708	615717	616336
M39029/9-132	1	3	2	PIN	20 THERMOCOUPLE	20-24	615709	615718	-
M39029/9-133	1	3	3	PIN	20 THERMOCOUPLE	20-24	615709	615718	-
M39029/9-134	1	3	4	PIN	20 THERMOCOUPLE	20-24	615709	615718	-
M39029/9-135	1	3	5	PIN	20 THERMOCOUPLE	20-24	615709	615718	-
M39029/9-136	1	3	6	PIN	20 THERMOCOUPLE	20-24	615709	615718	-
M39029/9-514	5	1	4	PIN	16 THERMOCOUPLE	16-20	615709	-	616328
M39029/9-515	5	1	5	PIN	16 THERMOCOUPLE	16-20	615709	-	616328
M39029/9-516	5	1	6	PIN	16 THERMOCOUPLE	16-20	615709	-	616328
M39029/9-517	5	1	7	PIN	16 THERMOCOUPLE	16-20	615709	-	616328
M39029/9-518	5	1	8	PIN	16 THERMOCOUPLE	16-20	615709	-	616328
M39029/10-138	1	3	8	SOCKET	20 THERMOCOUPLE	20-24	615709	615718	-
M39029/10-139	1	3	9	SOCKET	20 THERMOCOUPLE	20-24	615709	615718	-
M39029/10-140	1	4	0	SOCKET	20 THERMOCOUPLE	20-24	615709	615718	-
M39029/10-141	1	4	1	SOCKET	20 THERMOCOUPLE	20-24	615709	615718	-
M39029/10-142	1	4	2	SOCKET	20 THERMOCOUPLE	20-24	615709	615718	-
M39029/10-519	5	1	9	SOCKET	16 THERMOCOUPLE	16-20	615709	-	616328
M39029/10-520	5	2	0	SOCKET	16 THERMOCOUPLE	16-20	615709	-	616328
M39029/10-521	5	2	1	SOCKET	16 THERMOCOUPLE	16-20	615709	-	616328
M39029/10-522	5	2	2	SOCKET	16 THERMOCOUPLE	16-20	615709	-	616328
M39029/10-523	5	2	3	SOCKET	16 THERMOCOUPLE	16-20	615709	-	616328

FOR CONNECTORS: SAE-AS81511 (SERIES 3 & 4)						
CONTACT PART NUMBER	BIN			STYLE	SIZE	INNER CRIMP TOOL AND ACCESSORY
						615717
M39029/19-181	1	8	1	PIN	16 SHIELDED	-
M39029/19-182	1	8	2	PIN	12 SHIELDED	616415
M39029/19-183	1	8	3	PIN	12 SHIELDED	616415

FOR CONNECTORS: SAE-AS81511 (SERIES 3)						
CONTACT PART NUMBER	BIN			STYLE	SIZE	INNER CRIMP TOOL AND ACCESSORY
						615717
M39029/20-184	1	8	4	SOCKET	16 SHIELDED	-
M39029/20-185	1	8	5	SOCKET	12 SHIELDED	616415
M39029/20-186	1	8	6	SOCKET	12 SHIELDED	616415

© 2025 Astro Tool Corp.

M39029 Coax, Shielded, & Thermocouple Contacts

FOR CONNECTORS: SAE-AS81511 (SERIES 4)						
CONTACT PART NUMBER	BIN			STYLE	SIZE	INNER CRIMP TOOL AND ACCESSORY
						615717
M39029/21-187	1	8	7	SOCKET	16 SHIELDED	-
M39029/21-188	1	8	8	SOCKET	12 SHIELDED	616415
M39029/21-189	1	8	9	SOCKET	12 SHIELDED	616415

FOR CONNECTORS: MIL-DTL-26482 (SERIES 1)							
CONTACT PART NUMBER	BIN			STYLE	SIZE	WIRE SIZE OR CABLE	INNER CRIMP TOOL AND ACCESSORY
							615717
M39029/25-204	2	0	4	PIN	12 SHIELDED	RG179 OR RG316	620261
M39029/25-205	2	0	5	PIN	12 SHIELDED	RG178	620261
M39029/25-206	2	0	6	PIN	12 SHIELDED	-	620261
M39029/26-207	2	0	7	SOCKET	12 SHIELDED	RG179 OR RG316	620261
M39029/26-208	2	0	8	SOCKET	12 SHIELDED	RG178	620261
M39029/26-209	2	0	9	SOCKET	12 SHIELDED	-	620261

FOR CONNECTORS: MIL-DTL-38999 (SERIES 2)							
CONTACT PART NUMBER	BIN			STYLE	SIZE	WIRE SIZE OR CABLE	INNER CRIMP TOOL AND ACCESSORY
							615717
M39029/27-210	2	1	0	SOCKET	12 SHIELDED	M17/119-RG174, M17/113-RG316, M17/94-RG179	620499
M39029/27-402	4	0	2	SOCKET	12 SHIELDED	M17/95-RG180	620499
M39029/27-403	4	0	3	SOCKET	12 SHIELDED	-	620499
M39029/27-404	4	0	4	SOCKET	12 SHIELDED	-	620499
M39029/27-405	4	0	5	SOCKET	12 SHIELDED	-	620499
M39029/27-406	4	0	6	SOCKET	12 SHIELDED	-	620499
M39029/27-407	4	0	7	SOCKET	12 SHIELDED	M17/152-00001	620499
M39029/27-408	4	0	8	SOCKET	12 SHIELDED	MIL-DTL-24643/28	620499

M39029 Coax, Shielded, & Thermocouple Contacts

FOR CONNECTORS: MIL-DTL-38999 (SERIES 1-4)							
CONTACT PART NUMBER	BIN			STYLE	SIZE	WIRE SIZE OR CABLE	INNER CRIMP TOOL AND ACCESSORY
							615717
M39029/28-211	2	1	1	PIN	12 SHIELDED	M17/119-RG174, M17/113-RG316, or M17/94-RG179	620499
M39029/28-409	4	0	9	PIN	12 SHIELDED	M17/95-RG180	620499
M39029/28-410	4	1	0	PIN	12 SHIELDED	-	620499
M39029/28-411	4	1	1	PIN	12 SHIELDED	-	620499
M39029/28-412	4	1	2	PIN	12 SHIELDED	-	620499
M39029/28-413	4	1	3	PIN	12 SHIELDED	-	620499
M39029/28-414	4	1	4	PIN	12 SHIELDED	M17/152-00001	620499
M39029/28-415	4	1	5	PIN	12 SHIELDED	MIL-DTL-24643/28	620499

FOR CONNECTORS: MIL-DTL-83733								
CONTACT PART NUMBER	BIN			STYLE	SIZE	WIRE SIZE OR CABLE	INNER CRIMP TOOL AND ACCESSORY	OUTER CRIMP TOOL AND ACCESSORY
							615717	620175
M39029/50-340	3	4	0	PIN	12 SHIELDED	M17/094-RG179	616416	620296
M39029/51-341	3	4	1	SOCKET	12 SHIELDED	M17/094-RG179	616416	620296

FOR CONNECTORS: MIL-DTL-26500 AND MIL-DTL-26518								
CONTACT PART NUMBER	BIN			STYLE	SIZE	WIRE SIZE OR CABLE	INNER CRIMP TOOL AND ACCESSORY	OUTER CRIMP TOOL AND ACCESSORY
							615717	620175
M39029/54-342	3	4	2	PIN	12 SHIELDED	M27500-22RE1N06	615257	620296
M39029/55-344	3	4	4	SOCKET	12 SHIELDED	M27500-22RE1N06	615257	620296
M39029/54-343	3	4	3	PIN	8 SHIELDED	M27500-22RE1N06	616260	620297
M39029/55-345	3	4	5	SOCKET	8 SHIELDED	M27500-22RE1N06	616260	620297

Please visit https://qpldocs.dla.mil/ for a current list of qualified suppliers of connectors, terminals, and splices.

© 2025 Astro Tool Corp.

M39029 Coax, Shielded, & Thermocouple Contacts

FOR CONNECTORS: MIL-DTL-38999 (SERIES 1, 3, 4)								
CONTACT PART NUMBER	BIN			STYLE	SIZE	WIRE SIZE OR CABLE	INNER CRIMP TOOL AND ACCESSORY	OUTER CRIMP TOOL AND ACCESSORY
							615717	620175
M39029/60-367	3	6	7	PIN	8 SHIELDED	M17/95-RG180	616417	620293 (CAVITY B)
M39029/59-366	3	6	6	SOCKET	8 SHIELDED	M17/95-RG180	616417	620293 (CAVITY B)

FOR CONNECTORS: MIL-DTL-38999 (SERIES 1, 3, 4)							
CONTACT PART NUMBER	BIN			STYLE	SIZE	WIRE SIZE OR CABLE	INNER CRIMP TOOL AND ACCESSORY
							615717
M39029/75-416	4	1	6	SOCKET	12 SHIELDED	M17/119-RG174, M17/113-RG316, or M17/94-RG179	620499
M39029/75-417	4	1	7	SOCKET	12 SHIELDED	M17/95-RG180	620499
M39029/75-418	4	1	8	SOCKET	12 SHIELDED	-	620499
M39029/75-419	4	1	9	SOCKET	12 SHIELDED	-	620499
M39029/75-420	4	2	0	SOCKET	12 SHIELDED	-	620499
M39029/75-421	4	2	1	SOCKET	12 SHIELDED	-	620499
M39029/75-422	4	2	2	SOCKET	12 SHIELDED	M17/152-00001	620499
M39029/75-423	4	2	3	SOCKET	12 SHIELDED	MIL-DTL-24643/28	620499

FOR CONNECTORS: MIL-DTL-38999 (SERIES 1-4)							
CONTACT PART NUMBER	BIN			STYLE	SIZE	WIRE SIZE OR CABLE	INNER CRIMP TOOL AND ACCESSORY
							615717
M39029/76-424	4	2	4	PIN	16 SHIELDED	M17/119-RG174, M17/113-RG316, or M17/094-RG179	620517
M39029/76-425	4	2	5	PIN	16 SHIELDED	M17/093-RG178	620517
M39029/76-426	4	2	6	PIN	16 SHIELDED	-	620517
M39029/76-427	4	2	7	PIN	16 SHIELDED	-	620517

Please visit https://qpldocs.dla.mil/ for a current list of qualified suppliers of connectors, terminals, and splices.

M39029 Coax, Shielded, & Thermocouple Contacts

FOR CONNECTORS: MIL-DTL-38999 (SERIES 1, 3, 4)							
CONTACT PART NUMBER	BIN			STYLE	SIZE	WIRE SIZE OR CABLE	INNER CRIMP TOOL AND ACCESSORY
							615717
M39029/77-428	4	2	8	SOCKET	16 SHIELDED	M17/119-RG174, M17/113-RG316, or M17/094-RG179	620517
M39029/77-429	4	2	9	SOCKET	16 SHIELDED	M17/093-RG178	620517
M39029/77-430	4	3	0	SOCKET	16 SHIELDED	-	620517
M39029/77-431	4	3	1	SOCKET	16 SHIELDED	-	620517

FOR CONNECTORS: MIL-DTL-38999 (SERIES 2)							
CONTACT PART NUMBER	BIN			STYLE	SIZE	WIRE SIZE OR CABLE	INNER CRIMP TOOL AND ACCESSORY
							615717
M39029/78-432	4	3	2	SOCKET	16 SHIELDED	M17/119-RG174, M17/113-RG316, or M17/094-RG179	620517
M39029/78-433	4	3	3	SOCKET	16 SHIELDED	M17/093-RG178	620517
M39029/78-434	4	3	4	SOCKET	16 SHIELDED	-	620517
M39029/78-435	4	3	5	SOCKET	16 SHIELDED	-	620517

FOR CONNECTORS: MIL-DTL-83723 (SERIES 2) AND SAE-AS50151 (SERIES 3450)								
CONTACT PART NUMBER	BIN			STYLE	SIZE	WIRE SIZE OR CABLE	INNER CRIMP TOOL AND ACCESSORY	OUTER CRIMP TOOL AND ACCESSORY
							615708	616336
M39029/85-454	4	5	4	PIN	16 THERMOCOUPLE	16-20	615709	616328
M39029/85-455	4	5	5	PIN	16 THERMOCOUPLE	16-20	615709	616328
M39029/85-456	4	5	6	PIN	16 THERMOCOUPLE	16-20	615709	616328
M39029/85-457	4	5	7	PIN	16 THERMOCOUPLE	16-20	615709	616328
M39029/85-458	4	5	8	PIN	12 THERMOCOUPLE	12-14	615709	-
M39029/85-459	4	5	9	PIN	12 THERMOCOUPLE	12-14	615709	-
M39029/85-460	4	6	0	PIN	12 THERMOCOUPLE	12-14	615709	-
M39029/85-461	4	6	1	PIN	12 THERMOCOUPLE	12-14	615709	-
M39029/86-510	5	1	0	SOCKET	16 THERMOCOUPLE	16-20	615709	616328
M39029/86-511	5	1	1	SOCKET	16 THERMOCOUPLE	16-20	615709	616328
M39029/86-512	5	1	2	SOCKET	16 THERMOCOUPLE	16-20	615709	616328
M39029/86-513	5	1	3	SOCKET	16 THERMOCOUPLE	16-20	615709	616328
M39029/86-462	4	6	2	SOCKET	16 THERMOCOUPLE	16-20	615709	616328
M39029/86-463	4	6	3	SOCKET	16 THERMOCOUPLE	16-20	615709	616328
M39029/86-464	4	6	4	SOCKET	16 THERMOCOUPLE	16-20	615709	616328
M39029/86-465	4	6	5	SOCKET	16 THERMOCOUPLE	16-20	615709	616328
M39029/86-466	4	6	6	SOCKET	12 THERMOCOUPLE	12-14	615709	-
M39029/86-467	4	6	7	SOCKET	12 THERMOCOUPLE	12-14	615709	-
M39029/86-468	4	6	8	SOCKET	12 THERMOCOUPLE	12-14	615709	-
M39029/86-469	4	6	9	SOCKET	12 THERMOCOUPLE	12-14	615709	-

Please visit https://qpldocs.dla.mil/ for a current list of qualified suppliers of connectors, terminals, and splices.

© 2025 Astro Tool Corp.

M39029 Coax, Shielded, & Thermocouple Contacts

FOR CONNECTORS: MIL-DTL-38999 (SERIES 1-4), MIL-DTL-24308, AND MIL-DTL-83733									
CONTACT PART NUMBER	BIN			STYLE	SIZE	WIRE SIZE OR CABLE	INNER CRIMP TOOL AND ACCESSORY		
							615708	615717	616336
M39029/87-470	4	7	0	PIN	22D THERMOCOUPLE	22-28	-	615725	616332
M39029/87-471	4	7	1	PIN	22D THERMOCOUPLE	22-28	-	615725	616332
M39029/87-472	4	7	2	PIN	22D THERMOCOUPLE	22-28	-	615725	616332
M39029/87-473	4	7	3	PIN	22D THERMOCOUPLE	22-28	-	615725	616332
M39029/87-474	4	7	4	PIN	20 THERMOCOUPLE	20-24	615711	615726	616333
M39029/87-475	4	7	5	PIN	20 THERMOCOUPLE	20-24	615711	615726	616333
M39029/87-476	4	7	6	PIN	20 THERMOCOUPLE	20-24	615711	615726	616333
M39029/87-477	4	7	7	PIN	20 THERMOCOUPLE	20-24	615711	615726	616333
M39029/87-478	4	7	8	PIN	16 THERMOCOUPLE	16-20	615711	-	616329
M39029/87-479	4	7	9	PIN	16 THERMOCOUPLE	16-20	615711	-	616329
M39029/87-480	4	8	0	PIN	16 THERMOCOUPLE	16-20	615711	-	616329
M39029/87-481	4	8	1	PIN	16 THERMOCOUPLE	16-20	615711	-	616329

FOR CONNECTORS: MIL-DTL-38999 (SERIES 1, 3, 4)									
CONTACT PART NUMBER	BIN			STYLE	SIZE	WIRE SIZE OR CABLE	INNER CRIMP TOOL AND ACCESSORY		
							615708	615717	616336
M39029/88-482	4	8	2	SOCKET	22D THERMOCOUPLE	22-28	-	615723	616330
M39029/88-483	4	8	3	SOCKET	22D THERMOCOUPLE	22-28	-	615723	616330
M39029/88-484	4	8	4	SOCKET	22D THERMOCOUPLE	22-28	-	615723	616330
M39029/88-485	4	8	5	SOCKET	22D THERMOCOUPLE	22-28	-	615723	616330
M39029/88-486	4	8	6	SOCKET	20 THERMOCOUPLE	20-24	615711	615726	616333
M39029/88-487	4	8	7	SOCKET	20 THERMOCOUPLE	20-24	615711	615726	616333
M39029/88-488	4	8	8	SOCKET	20 THERMOCOUPLE	20-24	615711	615726	616333
M39029/88-489	4	8	9	SOCKET	20 THERMOCOUPLE	20-24	615711	615726	616333
M39029/88-490	4	9	0	SOCKET	16 THERMOCOUPLE	16-20	615711	-	616329
M39029/88-491	4	9	1	SOCKET	16 THERMOCOUPLE	16-20	615711	-	616329
M39029/88-492	4	9	2	SOCKET	16 THERMOCOUPLE	16-20	615711	-	616329
M39029/88-493	4	9	3	SOCKET	16 THERMOCOUPLE	16-20	615711	-	616329

M39029 Coax, Shielded, & Thermocouple Contacts

FOR CONNECTORS: MIL-DTL-38999 (SERIES 2), MIL-DTL-8373, MIL-DTL-24308									
CONTACT PART NUMBER	BIN			STYLE	SIZE	WIRE SIZE OR CABLE	INNER CRIMP TOOL AND ACCESSORY		
							615708	615717	616336
M39029/89-494	4	9	4	SOCKET	22D THERMOCOUPLE	22-28	-	615722	616331
M39029/89-495	4	9	5	SOCKET	22D THERMOCOUPLE	22-28	-	615722	616331
M39029/89-496	4	9	6	SOCKET	22D THERMOCOUPLE	22-28	-	615722	616331
M39029/89-497	4	9	7	SOCKET	22D THERMOCOUPLE	22-28	-	615722	616331
M39029/89-498	4	9	8	SOCKET	20 THERMOCOUPLE	20-24	615711	615726	616333
M39029/89-499	4	9	9	SOCKET	20 THERMOCOUPLE	20-24	615711	615726	616333
M39029/89-500	5	0	0	SOCKET	20 THERMOCOUPLE	20-24	615711	615726	616333
M39029/89-501	5	0	1	SOCKET	20 THERMOCOUPLE	20-24	615711	615726	616333
M39029/89-502	5	0	2	SOCKET	16 THERMOCOUPLE	16-20	615711	-	616329
M39029/89-503	5	0	3	SOCKET	16 THERMOCOUPLE	16-20	615711	-	616329
M39029/89-504	5	0	4	SOCKET	16 THERMOCOUPLE	16-20	615711	-	616329
M39029/89-505	5	0	5	SOCKET	16 THERMOCOUPLE	16-20	615711	-	616329

FOR CONNECTORS: MIL-DTL-38999 (SERIES 2), MIL-DTL-8373, MIL-DTL-24308							
CONTACT PART NUMBER	BIN			STYLE	SIZE	WIRE SIZE OR CABLE	OUTER CRIMP TOOL AND ACCESSORY
							620175
M39029/102-558	5	5	8	PIN	12 COAX	M17/094-RG179, or M17/113-RG316	620291 (CAVITY A)
M39029/103-559	5	5	9	SOCKET	12 COAX	M17/094-RG179, or M17/113-RG316	620291 (CAVITY A)

Please visit https://qpldocs.dla.mil/ for a current list of qualified suppliers of connectors, terminals, and splices.

© 2025 Astro Tool Corp.

Tool Selection Guide

RF Connectors

Astro provides Tool Selection Guides to assist operators in quickly identifying the correct tooling for connector assembly. These charts are offered as a supplemental guide and are not designed to replace any official manuals or specs. Please check official sources for the most up-to-date information.

Part Number Guide

615708

620175



MIL-PRF-39012/1, /2, /3, /5

- Series N

CONNECTOR		INNER CONTACT			OUTER FERRULE								CABLE RG
					620175 (M22520/5-01)								
PART NUMBER (M39012/)	TYPE	TOOL	ACCESSORY	CAV	DIE	CAV	DIE	CAV	DIE	CAV	DIE	CAV	
01-0501	PLUG	615708 (M22520/1-01) OR 620175 (M22520/5-01)	616408 (M22520/1-13) OR 620368 (M22520/5-25)	-	620368 (M22520/5-25)	A	620316 (M22520/5-61)	-	-	-	-	-	393
01-0502	PLUG			-	620368 (M22520/5-25)	A	620316 (M22520/5-61)	-	-	-	-	-	165
01-0503	PLUG			B	620293 (M22520/5-05)	A	620366 (M22520/5-11)	A	620369 (M22520/5-57)	A	620299 (M22520/5-19)	B	142 400
01-0504	PLUG			B	620293 (M22520/5-05)	A	620366 (M22520/5-11)	A	620369 (M22520/5-57)	A	620369 (M22520/5-57)	A	303
02-0501	PLUG	615708 (M22520/1-01) OR 620175 (M22520/5-01)	616408 (M22520/1-13) OR 620368 (M22520/5-25)	-	620368 (M22520/5-25)	A	620316 (M22520/5-61)	-	-	-	-	-	393
02-0502	PLUG			-	620368 (M22520/5-25)	A	620316 (M22520/5-61)	-	-	-	-	-	165
02-0503	PLUG			-	620293 (M22520/5-05)	A	620366 (M22520/5-11)	A	620299 (M22520/5-19)	B	620369 (M22520/5-57)	A	142 400
02-0504	PLUG			-	620293 (M22520/5-05)	A	620366 (M22520/5-11)	A	620299 (M22520/5-19)	B	620369 (M22520/5-57)	A	303
02-0511	RECEPTACLE			B	620368 (M22520/5-25)	A	620316 (M22520/5-61)	-	-	-	-	-	393
02-0512	RECEPTACLE			B	620368 (M22520/5-25)	A	620316 (M22520/5-61)	-	-	-	-	-	165
02-0513	RECEPTACLE			B	620293 (M22520/5-05)	A	620366 (M22520/5-11)	A	620299 (M22520/5-19)	B	620369 (M22520/5-57)	A	142 400
02-0514	RECEPTACLE			B	620293 (M22520/5-05)	A	620366 (M22520/5-11)	A	620299 (M22520/5-19)	B	620369 (M22520/5-57)	A	303
03-0501	RECEPTACLE	615708 (M22520/1-01) OR 620175 (M22520/5-01)	616409 (M22520/1-14) OR 620368 (M22520/5-25)	-	620368 (M22520/5-25)	A	620316 (M22520/5-61)	-	-	-	-	-	393
03-0502	RECEPTACLE			-	620368 (M22520/5-25)	A	620316 (M22520/5-61)	-	-	-	-	-	165
03-0503	RECEPTACLE			B	620293 (M22520/5-05)	A	620366 (M22520/5-11)	A	620299 (M22520/5-19)	B	620369 (M22520/5-57)	A	142 400
03-0504	RECEPTACLE			B	620293 (M22520/5-05)	A	620366 (M22520/5-11)	A	620299 (M22520/5-19)	B	620369 (M22520/5-57)	A	303
05-0501	PLUG	615708 (M22520/1-01) OR 620175 (M22520/5-01)	616408 (M22520/1-13) OR 620368 (M22520/5-25)	-	620368 (M22520/5-25)	A	620316 (M22520/5-61)	-	-	-	-	-	393
05-0502	PLUG			-	620368 (M22520/5-25)	A	620316 (M22520/5-61)	-	-	-	-	-	165
05-0503	PLUG			B	620293 (M22520/5-05)	A	620366 (M22520/5-11)	A	620299 (M22520/5-19)	B	620369 (M22520/5-57)	A	142 400
05-0504	PLUG			B	620293 (M22520/5-05)	A	620366 (M22520/5-11)	A	620299 (M22520/5-19)	B	620369 (M22520/5-57)	A	303

Please visit https://qpldocs.dla.mil/ for a current list of qualified suppliers of connectors, terminals, and splices.

© 2025 Astro Tool Corp.

MIL-PRF-39012/16, /17, /18, /19, /20

- Series BNC

CONNECTOR		INNER CONTACT		OUTER FERRULE								CABLE RG
				620175 (M22520/5-01)								
PART NUMBER (M39012/)	TYPE	TOOL	ACCESSORY	DIE	CAV	DIE	CAV	DIE	CAV	DIE	CAV	
16-0501	PLUG	615708 (M22520/1-01)	616407 (M22520/1-12)	620293 (M22520/5-05)	B	620365 (M22520/5-09)	A	620308 (M22520/5-41)	B	-	-	122
16-0502	PLUG	615708 (M22520/1-01)	616407 (M22520/1-12)	620293 (M22520/5-05)	B	620365 (M22520/5-09)	A	620308 (M22520/5-41)	B	-	-	180
16-0503	PLUG	615708 (M22520/1-01)	616407 (M22520/1-12)	620293 (M22520/5-05)	A	620366 (M22520/5-11)	A	620299 (M22520/5-19)	B	620369 (M22520/5-57)	A	142 400
16-0504	PLUG	615708 (M22520/1-01)	616407 (M22520/1-12)	620293 (M22520/5-05)	A	620366 (M22520/5-11)	A	620299 (M22520/5-19)	B	620369 (M22520/5-57)	A	303
17-0501	PLUG	615708 (M22520/1-01)	616407 (M22520/1-12)	620293 (M22520/5-05)	B	620365 (M22520/5-09)	A	620308 (M22520/5-41)	B	-	-	122
17-0502	PLUG	615708 (M22520/1-01)	616407 (M22520/1-12)	620293 (M22520/5-05)	B	620365 (M22520/5-09)	A	620308 (M22520/5-41)	B	-	-	180
17-0503	PLUG	615708 (M22520/1-01)	616407 (M22520/1-12)	620293 (M22520/5-05)	A	620366 (M22520/5-11)	A	620299 (M22520/5-19)	B	620369 (M22520/5-57)	A	142
17-0504	PLUG	615708 (M22520/1-01)	616407 (M22520/1-12)	620293 (M22520/5-05)	A	620366 (M22520/5-11)	A	620299 (M22520/5-19)	B	620369 (M22520/5-57)	A	303
18-0501	RECEPTACLE	615708 (M22520/1-01)	616407 (M22520/1-12)	620293 (M22520/5-05)	B	620365 (M22520/5-09)	A	620308 (M22520/5-41)	B	-	-	122
18-0502	RECEPTACLE	615708 (M22520/1-01)	616407 (M22520/1-12)	620293 (M22520/5-05)	B	620365 (M22520/5-09)	A	620308 (M22520/5-41)	B	-	-	180
18-0503	RECEPTACLE	615708 (M22520/1-01)	616407 (M22520/1-12)	620293 (M22520/5-05)	A	620366 (M22520/5-11)	A	620299 (M22520/5-19)	B	620369 (M22520/5-57)	B	142
18-0504	RECEPTACLE	615708 (M22520/1-01)	616407 (M22520/1-12)	620293 (M22520/5-05)	A	620366 (M22520/5-11)	A	620299 (M22520/5-19)	B	620369 (M22520/5-57)	B	303
19-0501	RECEPTACLE	615708 (M22520/1-01)	616407 (M22520/1-12)	620293 (M22520/5-05)	B	620365 (M22520/5-09)	A	620308 (M22520/5-41)	B	-	-	122
19-0502	RECEPTACLE	615708 (M22520/1-01)	616407 (M22520/1-12)	620293 (M22520/5-05)	B	620365 (M22520/5-09)	A	620308 (M22520/5-41)	B	-	-	180
19-0503	RECEPTACLE	615708 (M22520/1-01)	616407 (M22520/1-12)	620293 (M22520/5-05)	A	620366 (M22520/5-11)	A	620299 (M22520/5-19)	B	620369 (M22520/5-57)	A	142 400
19-0504	RECEPTACLE	615708 (M22520/1-01)	616407 (M22520/1-12)	620293 (M22520/5-05)	A	620366 (M22520/5-11)	A	620299 (M22520/5-19)	B	620369 (M22520/5-57)	A	303
20-0501	PLUG	615708 (M22520/1-01)	616407 (M22520/1-12)	620293 (M22520/5-05)	B	620365 (M22520/5-09)	A	620308 (M22520/5-41)	B	-	-	122
20-0502	PLUG	615708 (M22520/1-01)	616407 (M22520/1-12)	620293 (M22520/5-05)	B	620365 (M22520/5-09)	A	620308 (M22520/5-41)	B	-	-	180
20-0503	PLUG	615708 (M22520/1-01)	616407 (M22520/1-12)	620293 (M22520/5-05)	A	620366 (M22520/5-11)	A	620299 (M22520/5-19)	B	620369 (M22520/5-57)	A	142 400
20-0504	PLUG	615708 (M22520/1-01)	616407 (M22520/1-12)	620293 (M22520/5-05)	A	620366 (M22520/5-11)	A	620299 (M22520/5-19)	B	620369 (M22520/5-57)	A	303

MIL-PRF-39012/26, /27, /28, /29, /30

- Series TNC

CONNECTOR		INNER CONTACT		OUTER FERRULE								CABLE RG
				620175 (M22520/5-01)								
PART NUMBER (M39012/)	TYPE	TOOL	ACCESSORY	DIE	CAV	DIE	CAV	DIE	CAV	DIE	CAV	
26-0501	PLUG	615708 (M22520/1-01)	616407 (M22520/1-12)	620293 (M22520/5-05)	B	620365 (M22520/5-09)	A	620308 (M22520/5-41)	B	-	-	122
26-0502	PLUG	615708 (M22520/1-01)	616407 (M22520/1-12)	620293 (M22520/5-05)	B	620365 (M22520/5-09)	A	620308 (M22520/5-41)	B	-	-	180
26-0503	PLUG	615708 (M22520/1-01)	616407 (M22520/1-12)	620293 (M22520/5-05)	A	620366 (M22520/5-11)	A	620299 (M22520/5-19)	B	620369 (M22520/5-57)	A	142 400
26-0504	PLUG	615708 (M22520/1-01)	616407 (M22520/1-12)	620293 (M22520/5-05)	A	620366 (M22520/5-11)	A	620299 (M22520/5-19)	B	620369 (M22520/5-57)	A	303
27-0501	PLUG	615708 (M22520/1-01)	616407 (M22520/1-12)	620293 (M22520/5-05)	B	620365 (M22520/5-09)	A	620308 (M22520/5-41)	B	-	-	122
27-0502	PLUG	615708 (M22520/1-01)	616407 (M22520/1-12)	620293 (M22520/5-05)	B	620365 (M22520/5-09)	A	620308 (M22520/5-41)	B	-	-	180
27-0503	PLUG	615708 (M22520/1-01)	616407 (M22520/1-12)	620293 (M22520/5-05)	A	620366 (M22520/5-11)	A	620299 (M22520/5-19)	B	620369 (M22520/5-57)	A	142
27-0504	PLUG	615708 (M22520/1-01)	616407 (M22520/1-12)	620293 (M22520/5-05)	A	620366 (M22520/5-11)	A	620299 (M22520/5-19)	B	620369 (M22520/5-57)	A	303
28-0501	RECEPTACLE	615708 (M22520/1-01)	616407 (M22520/1-12)	620293 (M22520/5-05)	B	620365 (M22520/5-09)	A	620308 (M22520/5-41)	B	-	-	122
28-0502	RECEPTACLE	615708 (M22520/1-01)	616407 (M22520/1-12)	620293 (M22520/5-05)	B	620365 (M22520/5-09)	A	620308 (M22520/5-41)	B	-	-	180
28-0503	RECEPTACLE	615708 (M22520/1-01)	616407 (M22520/1-12)	620293 (M22520/5-05)	A	620366 (M22520/5-11)	A	620299 (M22520/5-19)	B	620369 (M22520/5-57)	A	142
28-0504	RECEPTACLE	615708 (M22520/1-01)	616407 (M22520/1-12)	620293 (M22520/5-05)	A	620366 (M22520/5-11)	A	620299 (M22520/5-19)	B	620369 (M22520/5-57)	A	303
29-0501	RECEPTACLE	615708 (M22520/1-01)	616407 (M22520/1-12)	620293 (M22520/5-05)	B	620365 (M22520/5-09)	A	620308 (M22520/5-41)	B	-	-	122
29-0502	RECEPTACLE	615708 (M22520/1-01)	616407 (M22520/1-12)	620293 (M22520/5-05)	B	620365 (M22520/5-09)	A	620308 (M22520/5-41)	B	-	-	180
29-0503	RECEPTACLE	615708 (M22520/1-01)	616407 (M22520/1-12)	620293 (M22520/5-05)	A	620366 (M22520/5-11)	A	620299 (M22520/5-19)	B	620369 (M22520/5-57)	A	142
29-0504	RECEPTACLE	615708 (M22520/1-01)	616407 (M22520/1-12)	620293 (M22520/5-05)	A	620366 (M22520/5-11)	A	620299 (M22520/5-19)	B	620369 (M22520/5-57)	A	303
30-0501	PLUG	615708 (M22520/1-01)	616407 (M22520/1-12)	620293 (M22520/5-05)	B	620365 (M22520/5-09)	A	620308 (M22520/5-41)	B	-	-	122
30-0502	PLUG	615708 (M22520/1-01)	616407 (M22520/1-12)	620293 (M22520/5-05)	B	620365 (M22520/5-09)	A	620308 (M22520/5-41)	B	-	-	180
30-0503	PLUG	615708 (M22520/1-01)	616407 (M22520/1-12)	620293 (M22520/5-05)	A	620366 (M22520/5-11)	A	620299 (M22520/5-19)	B	620369 (M22520/5-57)	A	142 400
30-0504	PLUG	615708 (M22520/1-01)	616407 (M22520/1-12)	620293 (M22520/5-05)	A	620366 (M22520/5-11)	A	620299 (M22520/5-19)	B	620369 (M22520/5-57)	A	303

Please visit https://qpldocs.dla.mil/ for a current list of qualified suppliers of connectors, terminals, and splices.

© 2025 Astro Tool Corp.

MIL-PRF-39012/35, /36, /38, /39, /40

- Series SC

CONNECTOR		INNER CONTACT		OUTER FERRULE								CABLE RG
				620175 (M22520/5-01)								
PART NUMBER (M39012/)	TYPE	TOOL	ACCESSORY	DIE	CAV	DIE	CAV	DIE	CAV	DIE	CAV	
35-0501	PLUG	615708 (M22520/1-01)	616409 (M22520/1-14)	620368 (M22520/5-25)	A	620316 (M22520/5-61)	-	-	-	-	-	393
35-0502	PLUG	615708 (M22520/1-01)	616409 (M22520/1-14)	620368 (M22520/5-25)	A	620316 (M22520/5-61)	-	-	-	-	-	165
35-0503	PLUG	615708 (M22520/1-01)	616409 (M22520/1-14)	620293 (M22520/5-05)	A	620366 (M22520/5-11)	A	620299 (M22520/5-19)	B	620369 (M22520/5-57)	A	142 400
36-0501	PLUG	615708 (M22520/1-01)	616409 (M22520/1-14)	620368 (M22520/5-25)	A	620316 (M22520/5-61)	-	-	-	-	-	214 393
36-0502	PLUG	615708 (M22520/1-01)	616409 (M22520/1-14)	620368 (M22520/5-25)	A	620316 (M22520/5-61)	-	-	-	-	-	165 213
36-0503	PLUG	615708 (M22520/1-01)	616409 (M22520/1-14)	620293 (M22520/5-05)	A	620366 (M22520/5-11)	A	620299 (M22520/5-19)	B	620369 (M22520/5-57)	A	142 223 400
38-0501	RECEPTACLE	615708 (M22520/1-01)	616409 (M22520/1-14)	620368 (M22520/5-25)	A	620316 (M22520/5-61)	-	-	-	-	-	393
38-0502	RECEPTACLE	615708 (M22520/1-01)	616409 (M22520/1-14)	620368 (M22520/5-25)	A	620316 (M22520/5-61)	-	-	-	-	-	165
38-0503	RECEPTACLE	615708 (M22520/1-01)	616409 (M22520/1-14)	620293 (M22520/5-05)	A	620366 (M22520/5-11)	A	620299 (M22520/5-19)	B	620369 (M22520/5-57)	A	142 400
39-0501	PLUG	615708 (M22520/1-01)	616408 (M22520/1-13)	620368 (M22520/5-25)	A	620316 (M22520/5-61)	-	-	-	-	-	214 393
39-0502	PLUG	615708 (M22520/1-01)	616408 (M22520/1-13)	620368 (M22520/5-25)	A	620316 (M22520/5-61)	-	-	-	-	-	165 213
39-0503	PLUG	615708 (M22520/1-01)	616408 (M22520/1-13)	620293 (M22520/5-05)	A	620366 (M22520/5-11)	A	620299 (M22520/5-19)	B	620369 (M22520/5-57)	A	142 223 400
40-0501	RECEPTACLE	615708 (M22520/1-01)	616409 (M22520/1-14)	620368 (M22520/5-25)	A	620316 (M22520/5-61)	-	-	-	-	-	393
40-0502	RECEPTACLE	615708 (M22520/1-01)	616409 (M22520/1-14)	620368 (M22520/5-25)	A	620316 (M22520/5-61)	-	-	-	-	-	165
40-0503	RECEPTACLE	615708 (M22520/1-01)	616409 (M22520/1-14)	620293 (M22520/5-05)	A	620366 (M22520/5-11)	A	620299 (M22520/5-19)	B	620369 (M22520/5-57)	A	142 400

MIL-PRF-39012/55, /56, /57, /58, /59

- Series SMA



CONNECTOR		INNER CONTACT		OUTER FERRULE								CABLE RG
PART NUMBER (M39012/)	TYPE	TOOL	ACCESSORY	620175 (M22520/5-01)								
				DIE	CAV	DIE	CAV	DIE	CAV	DIE	CAV	
55-3502	PLUG	615708 (M22520/1-01)	616410 (M22520/1-15)	620293 (M22520/5-05)	A	620366 (M22520/5-11)	A	620299 (M22520/5-19)	B	620369 (M22520/5-57)	A	142 400
55-4502	PLUG	615708 (M22520/1-01)	616410 (M22520/1-15)	620293 (M22520/5-05)	A	620366 (M22520/5-11)	A	620299 (M22520/5-19)	B	620369 (M22520/5-57)	A	142 400
56-3502	PLUG	615708 (M22520/1-01)	616410 (M22520/1-15)	620293 (M22520/5-05)	A	620366 (M22520/5-11)	A	620299 (M22520/5-19)	B	620369 (M22520/5-57)	A	142 400
56-4502	PLUG	615708 (M22520/1-01)	616410 (M22520/1-15)	620293 (M22520/5-05)	A	620366 (M22520/5-11)	A	620299 (M22520/5-19)	B	620369 (M22520/5-57)	A	142 400
57-3502	PLUG	615708 (M22520/1-01)	616410 (M22520/1-15)	620293 (M22520/5-05)	A	620366 (M22520/5-11)	A	620299 (M22520/5-19)	B	620369 (M22520/5-57)	A	142 400
57-4502	PLUG	615708 (M22520/1-01)	616410 (M22520/1-15)	620293 (M22520/5-05)	A	620366 (M22520/5-11)	A	620299 (M22520/5-19)	B	620369 (M22520/5-57)	A	142 400
58-3502	RECEPTACLE	615708 (M22520/1-01)	616410 (M22520/1-15)	620293 (M22520/5-05)	A	620366 (M22520/5-11)	A	620299 (M22520/5-19)	B	620369 (M22520/5-57)	A	142 400
58-4502	RECEPTACLE	615708 (M22520/1-01)	616410 (M22520/1-15)	620293 (M22520/5-05)	A	620366 (M22520/5-11)	A	620299 (M22520/5-19)	B	620369 (M22520/5-57)	A	142 400
59-3502	RECEPTACLE	615708 (M22520/1-01)	616410 (M22520/1-15)	620293 (M22520/5-05)	A	620366 (M22520/5-11)	A	620299 (M22520/5-19)	B	620369 (M22520/5-57)	A	142 400
59-4502	RECEPTACLE	615708 (M22520/1-01)	616410 (M22520/1-15)	620293 (M22520/5-05)	A	620366 (M22520/5-11)	A	620299 (M22520/5-19)	B	620369 (M22520/5-57)	A	142 400

Please visit https://qpldocs.dla.mil/ for a current list of qualified suppliers of connectors, terminals, and splices.

© 2025 Astro Tool Corp.

Tool Selection Guide

Terminals and Splices

Astro provides Tool Selection Guides to assist operators in quickly identifying the correct tooling for connector assembly. These charts are offered as a supplemental guide and are not designed to replace any official manuals or specs. Please check official sources for the most up-to-date information.

Part Number Guide

AMT4001

620175

Terminal and Splice Identification

Insulated terminals and splices can be color coded in red, blue, clear, or yellow wire size indicator. These colors represent the wire sizes compatible with the chosen terminal or splice. The tables below indicates the correct color code and wire combination per the SAE-AS25036 and SAE-AS7928 spec.

AWG SIZE	26-24	22-18	16-14	12-10	8	6	4	2	1	0	00	000	0000
INSULATION COLOR	YELLOW	RED	BLUE	YELLOW	RED	BLUE	YELLOW	RED	CLEAR	BLUE	YELLOW	RED	BLUE

Components shown are for reference only.

SAE-AS7928/1

- Class 1 Insulated Terminals for Wire 26-10 AWG

TERMINAL PART NUMBER	WIRE (AWG)	SLEEVE COLOR	620175 SERIES DIE MIL-APPROVED (MULTI CAVITY)	COMPLETE TOOL MIL-APPROVED
M7928/1-1	26	YELLOW W/ BLACK STRIPE	620617 (WHITE)	-
M7928/1-2	26	YELLOW W/ BLACK STRIPE	620617 (WHITE)	-
M7928/1-3	26	YELLOW W/ BLACK STRIPE	620617 (WHITE)	-
M7928/1-4	26	YELLOW W/ BLACK STRIPE	620617 (WHITE)	-
M7928/1-5	26	YELLOW W/ BLACK STRIPE	620617 (WHITE)	-
M7928/1-6	24	YELLOW W/ BLUE STRIPE	620617 (WHITE)	-
M7928/1-7	24	YELLOW W/ BLUE STRIPE	620617 (WHITE)	-
M7928/1-8	24	YELLOW W/ BLUE STRIPE	620617 (WHITE)	-
M7928/1-9	24	YELLOW W/ BLUE STRIPE	620617 (WHITE)	-
M7928/1-10	24	YELLOW W/ BLUE STRIPE	620617 (WHITE)	-
M7928/1-11	22	RED W/ GREEN STRIPE	620617* (WHITE)	AMT4001 (M22520/40-01) (RED)
M7928/1-12	22	RED W/ GREEN STRIPE	620617* (WHITE)	AMT4001 (M22520/40-01) (RED)
M7928/1-13	22	RED W/ GREEN STRIPE	620617* (WHITE)	AMT4001 (M22520/40-01) (RED)
M7928/1-14	22	RED W/ GREEN STRIPE	620617* (WHITE)	AMT4001 (M22520/40-01) (RED)
M7928/1-15	22	RED W/ GREEN STRIPE	620617* (WHITE)	AMT4001 (M22520/40-01) (RED)
M7928/1-16	22	RED W/ GREEN STRIPE	620617* (WHITE)	AMT4001 (M22520/40-01) (RED)
M7928/1-17	22	RED W/ GREEN STRIPE	620617* (WHITE)	AMT4001 (M22520/40-01) (RED)
M7928/1-18	22	RED W/ GREEN STRIPE	620617* (WHITE)	AMT4001 (M22520/40-01) (RED)
M7928/1-19	22	RED W/ GREEN STRIPE	620617* (WHITE)	AMT4001 (M22520/40-01) (RED)
M7928/1-20	20	RED W/ RED STRIPE	620617* (WHITE)	AMT4001 (M22520/40-01) (RED)
M7928/1-21	20	RED W/ RED STRIPE	620617* (WHITE)	AMT4001 (M22520/40-01) (RED)
M7928/1-22	20	RED W/ RED STRIPE	620617* (WHITE)	AMT4001 (M22520/40-01) (RED)
M7928/1-23	20	RED W/ RED STRIPE	620617* (WHITE)	AMT4001 (M22520/40-01) (RED)
M7928/1-24	20	RED W/ RED STRIPE	620617* (WHITE)	AMT4001 (M22520/40-01) (RED)
M7928/1-25	20	RED W/ RED STRIPE	620617* (WHITE)	AMT4001 (M22520/40-01) (RED)
M7928/1-26	20	RED W/ RED STRIPE	620617* (WHITE)	AMT4001 (M22520/40-01) (RED)
M7928/1-27	20	RED W/ RED STRIPE	620617* (WHITE)	AMT4001 (M22520/40-01) (RED)
M7928/1-28	20	RED W/ RED STRIPE	620617* (WHITE)	AMT4001 (M22520/40-01) (RED)
M7928/1-29	18	RED W/ WHITE STRIPE	620617* (WHITE)	AMT4001 (M22520/40-01) (RED)
M7928/1-30	18	RED W/ WHITE STRIPE	620617* (WHITE)	AMT4001 (M22520/40-01) (RED)
M7928/1-31	18	RED W/ WHITE STRIPE	620617* (WHITE)	AMT4001 (M22520/40-01) (RED)
M7928/1-32	18	RED W/ WHITE STRIPE	620617* (WHITE)	AMT4001 (M22520/40-01) (RED)
M7928/1-33	18	RED W/ WHITE STRIPE	620617* (WHITE)	AMT4001 (M22520/40-01) (RED)
M7928/1-34	18	RED W/ WHITE STRIPE	620617* (WHITE)	AMT4001 (M22520/40-01) (RED)
M7928/1-35	18	RED W/ WHITE STRIPE	620617* (WHITE)	AMT4001 (M22520/40-01) (RED)
M7928/1-36	18	RED W/ WHITE STRIPE	620617* (WHITE)	AMT4001 (M22520/40-01) (RED)
M7928/1-37	18	RED W/ WHITE STRIPE	620617* (WHITE)	AMT4001 (M22520/40-01) (RED)

**Mil-approved die set not listed on AS7928/1 spec.*
Wire ranges and pictures are for reference only. Please visit https://qpldocs.dla.mil/ for a current list of qualified suppliers of connectors, terminals, and splices.

© 2025 Astro Tool Corp.

SAE-AS7928/1

- Class 1 Insulated Terminals for Wire 26-10 AWG

TERMINAL PART NUMBER	WIRE (AWG)	SLEEVE COLOR	620175 SERIES DIE MIL-APPROVED (MULTI CAVITY)	COMPLETE TOOL MIL-APPROVED
M7928/1-38	16	BLUE W/ BLUE STRIPE	620617* (WHITE)	AMT4001 (M22520/40-01) (BLUE)
M7928/1-39	16	BLUE W/ BLUE STRIPE	620617* (WHITE)	AMT4001 (M22520/40-01) (BLUE)
M7928/1-40	16	BLUE W/ BLUE STRIPE	620617* (WHITE)	AMT4001 (M22520/40-01) (BLUE)
M7928/1-41	16	BLUE W/ BLUE STRIPE	620617* (WHITE)	AMT4001 (M22520/40-01) (BLUE)
M7928/1-42	16	BLUE W/ BLUE STRIPE	620617* (WHITE)	AMT4001 (M22520/40-01) (BLUE)
M7928/1-43	16	BLUE W/ BLUE STRIPE	620617* (WHITE)	AMT4001 (M22520/40-01) (BLUE)
M7928/1-44	16	BLUE W/ BLUE STRIPE	620617* (WHITE)	AMT4001 (M22520/40-01) (BLUE)
M7928/1-45	16	BLUE W/ BLUE STRIPE	620617* (WHITE)	AMT4001 (M22520/40-01) (BLUE)
M7928/1-46	16	BLUE W/ BLUE STRIPE	620617* (WHITE)	AMT4001 (M22520/40-01) (BLUE)
M7928/1-47	14	BLUE W/ GREEN STRIPE	620617* (WHITE)	AMT4001 (M22520/40-01) (BLUE)
M7928/1-48	14	BLUE W/ GREEN STRIPE	620617* (WHITE)	AMT4001 (M22520/40-01) (BLUE)
M7928/1-49	14	BLUE W/ GREEN STRIPE	620617* (WHITE)	AMT4001 (M22520/40-01) (BLUE)
M7928/1-50	14	BLUE W/ GREEN STRIPE	620617* (WHITE)	AMT4001 (M22520/40-01) (BLUE)
M7928/1-51	14	BLUE W/ GREEN STRIPE	620617* (WHITE)	AMT4001 (M22520/40-01) (BLUE)
M7928/1-52	14	BLUE W/ GREEN STRIPE	620617* (WHITE)	AMT4001 (M22520/40-01) (BLUE)
M7928/1-53	14	BLUE W/ GREEN STRIPE	620617* (WHITE)	AMT4001 (M22520/40-01) (BLUE)
M7928/1-54	14	BLUE W/ GREEN STRIPE	620617* (WHITE)	AMT4001 (M22520/40-01) (BLUE)
M7928/1-55	14	BLUE W/ GREEN STRIPE	620617* (WHITE)	AMT4001 (M22520/40-01) (BLUE)
M7928/1-56	12	YELLOW W/YELLOW STRIPE	620617 (YELLOW)	-
M7928/1-57	12	YELLOW W/YELLOW STRIPE	620617 (YELLOW)	-
M7928/1-58	12	YELLOW W/YELLOW STRIPE	620617 (YELLOW)	-
M7928/1-59	12	YELLOW W/YELLOW STRIPE	620617 (YELLOW)	-
M7928/1-60	12	YELLOW W/YELLOW STRIPE	620617 (YELLOW)	-
M7928/1-61	12	YELLOW W/YELLOW STRIPE	620617 (YELLOW)	-
M7928/1-62	12	YELLOW W/YELLOW STRIPE	620617 (YELLOW)	-
M7928/1-63	10	YELLOW W/ BROWN STRIPE	620617 (YELLOW)	-
M7928/1-64	10	YELLOW W/ BROWN STRIPE	620617 (YELLOW)	-
M7928/1-65	10	YELLOW W/ BROWN STRIPE	620617 (YELLOW)	-
M7928/1-66	10	YELLOW W/ BROWN STRIPE	620617 (YELLOW)	-
M7928/1-67	10	YELLOW W/ BROWN STRIPE	620617 (YELLOW)	-
M7928/1-68	10	YELLOW W/ BROWN STRIPE	620617 (YELLOW)	-
M7928/1-69	10	YELLOW W/ BROWN STRIPE	620617 (YELLOW)	-

**Mil-approved die set not listed on AS7928/1 spec.*
Wire ranges and pictures are for reference only.

SAE-AS7928/4

- Class 1 Insulated Terminals for Wire 26-10 AWG

TERMINAL PART NUMBER	WIRE (AWG)	STRIPE COLOR	620175 SERIES DIE MIL-APPROVED (MULTI CAVITY)	COMPLETE TOOL MIL-APPROVED
M7928/4-143	26-24	YELLOW	620617 (WHITE)	-
M7928/4-144	26-24	YELLOW	620617 (WHITE)	-
M7928/4-145	26-24	YELLOW	620617 (WHITE)	-
M7928/4-146	26-24	YELLOW	620617 (WHITE)	-
M7928/4-147	26-24	YELLOW	620617 (WHITE)	-
M7928/4-101	22-18	RED	620617* (WHITE)	AMT4001 (M22520/40-01) (RED)
M7928/4-102	22-18	RED	620617* (WHITE)	AMT4001 (M22520/40-01) (RED)
M7928/4-103	22-18	RED	620617* (WHITE)	AMT4001 (M22520/40-01) (RED)
M7928/4-104	22-18	RED	620617* (WHITE)	AMT4001 (M22520/40-01) (RED)
M7928/4-105	22-18	RED	620617* (WHITE)	AMT4001 (M22520/40-01) (RED)
M7928/4-148	22-18	RED	620617* (WHITE)	AMT4001 (M22520/40-01) (RED)
M7928/4-149	22-18	RED	620617* (WHITE)	AMT4001 (M22520/40-01) (RED)
M7928/4-150	22-18	RED	620617* (WHITE)	AMT4001 (M22520/40-01) (RED)
M7928/4-151	22-18	RED	620617* (WHITE)	AMT4001 (M22520/40-01) (RED)
M7928/4-159	22-18	RED	620617* (WHITE)	AMT4001 (M22520/40-01) (RED)
M7928/4-106	16-14	BLUE	620617* (WHITE)	AMT4001 (M22520/40-01) (BLUE)
M7928/4-107	16-14	BLUE	620617* (WHITE)	AMT4001 (M22520/40-01) (BLUE)
M7928/4-108	16-14	BLUE	620617* (WHITE)	AMT4001 (M22520/40-01) (BLUE)
M7928/4-109	16-14	BLUE	620617* (WHITE)	AMT4001 (M22520/40-01) (BLUE)
M7928/4-110	16-14	BLUE	620617* (WHITE)	AMT4001 (M22520/40-01) (BLUE)
M7928/4-152	16-14	BLUE	620617* (WHITE)	AMT4001 (M22520/40-01) (BLUE)
M7928/4-153	16-14	BLUE	620617* (WHITE)	AMT4001 (M22520/40-01) (BLUE)
M7928/4-154	16-14	BLUE	620617* (WHITE)	AMT4001 (M22520/40-01) (BLUE)
M7928/4-155	16-14	BLUE	620617* (WHITE)	AMT4001 (M22520/40-01) (BLUE)
M7928/4-111	12-10	YELLOW	620617 (YELLOW)	-
M7928/4-112	12-10	YELLOW	620617 (YELLOW)	-
M7928/4-113	12-10	YELLOW	620617 (YELLOW)	-
M7928/4-114	12-10	YELLOW	620617 (YELLOW)	-
M7928/4-156	12-10	YELLOW	620617 (YELLOW)	-
M7928/4-157	12-10	YELLOW	620617 (YELLOW)	-
M7928/4-158	12-10	YELLOW	620617 (YELLOW)	-

**Mil-approved die set not listed on AS7928/4 spec.*
Wire ranges and pictures are for reference only. Please visit https://qpldocs.dla.mil/ for a current list of qualified suppliers of connectors, terminals, and splices.

© 2025 Astro Tool Corp.

SAE-AS7928/5



- Class 1 Insulated Splices for Wire 26-10 AWG

SPLICE PART NUMBER	WIRE (AWG)	SLEEVE COLOR	620175 SERIES DIE MIL-APPROVED (MULTI CAVITY)
M7928/5-1	26-24	YELLOW	620618
M7928/5-2	24-20	CLEAR (NATURAL)	620618
M7928/5-3	22-18	RED	620617 (WHITE) OR 620618 (WIRE SIZE 22-20 ONLY)
M7928/5-4	16-14	BLUE	620617 (WHITE)
M7928/5-5	12-10	YELLOW	620617 (WHITE)

SAE-AS7928/6



- Class 1 Insulated Splices for Wire 26-10 AWG

SPLICE PART NUMBER	WIRE (AWG)	STRIPE COLOR	620175 SERIES DIE MIL-APPROVED (MULTI CAVITY)
M7928/6-1	26-24	YELLOW	620618
M7928/6-2	24-20	WHITE	620618
M7928/6-3	22-18	RED	620618 (WIRE SIZE 22-20 ONLY)
M7928/6-4	16-14	BLUE	-
M7928/6-5	12-10	YELLOW	-

SAE-AS7928/13

- Class 1 Insulated Terminals for Wire 26-10 AWG

TERMINAL PART NUMBER	WIRE (AWG)	SLEEVE COLOR	620175 SERIES DIE MIL-APPROVED (MULTI CAVITY)	COMPLETE TOOL MIL-APPROVED
M7928/13-143	26-24	YELLOW	620617 (WHITE)	-
M7928/13-144	26-24	YELLOW	620617 (WHITE)	-
M7928/13-145	26-24	YELLOW	620617 (WHITE)	-
M7928/13-146	26-24	YELLOW	620617 (WHITE)	-
M7928/13-147	26-24	YELLOW	620617 (WHITE)	-
M7928/13-101	22-18	RED	620617* (WHITE)	AMT4001 (M22520/40-01) (RED)
M7928/13-102	22-18	RED	620617* (WHITE)	AMT4001 (M22520/40-01) (RED)
M7928/13-103	22-18	RED	620617* (WHITE)	AMT4001 (M22520/40-01) (RED)
M7928/13-104	22-18	RED	620617* (WHITE)	AMT4001 (M22520/40-01) (RED)
M7928/13-105	22-18	RED	620617* (WHITE)	AMT4001 (M22520/40-01) (RED)
M7928/13-148	22-18	RED	620617* (WHITE)	AMT4001 (M22520/40-01) (RED)
M7928/13-149	22-18	RED	620617* (WHITE)	AMT4001 (M22520/40-01) (RED)
M7928/13-150	22-18	RED	620617* (WHITE)	AMT4001 (M22520/40-01) (RED)

**Mil-approved die set not listed on AS7928/13 spec.*
Wire ranges and pictures are for reference only.

SAE-AS7928/13 Continued

- Class 1 Insulated Terminals for Wire 26-10 AWG

TERMINAL PART NUMBER	WIRE (AWG)	SLEEVE COLOR	620175 SERIES DIE MIL-APPROVED (MULTI CAVITY)	COMPLETE TOOL MIL-APPROVED
M7928/13-151	22-18	RED	620617* (WHITE)	AMT4001 (M22520/40-01) (RED)
M7928/13-159	22-18	RED	620617* (WHITE)	AMT4001 (M22520/40-01) (RED)
M7928/13-106	16-14	BLUE	620617* (WHITE)	AMT4001 (M22520/40-01) (BLUE)
M7928/13-107	16-14	BLUE	620617* (WHITE)	AMT4001 (M22520/40-01) (BLUE)
M7928/13-108	16-14	BLUE	620617* (WHITE)	AMT4001 (M22520/40-01) (BLUE)
M7928/13-109	16-14	BLUE	620617* (WHITE)	AMT4001 (M22520/40-01) (BLUE)
M7928/13-110	16-14	BLUE	620617* (WHITE)	AMT4001 (M22520/40-01) (BLUE)
M7928/13-152	16-14	BLUE	620617* (WHITE)	AMT4001 (M22520/40-01) (BLUE)
M7928/13-153	16-14	BLUE	620617* (WHITE)	AMT4001 (M22520/40-01) (BLUE)
M7928/13-154	16-14	BLUE	620617* (WHITE)	AMT4001 (M22520/40-01) (BLUE)
M7928/13-155	16-14	BLUE	620617* (WHITE)	AMT4001 (M22520/40-01) (BLUE)
M7928/13-111	12-10	YELLOW	620617 (YELLOW)	-
M7928/13-112	12-10	YELLOW	620617 (YELLOW)	-
M7928/13-113	12-10	YELLOW	620617 (YELLOW)	-
M7928/13-114	12-10	YELLOW	620617 (YELLOW)	-
M7928/13-156	12-10	YELLOW	620617 (YELLOW)	-
M7928/13-157	12-10	YELLOW	620617 (YELLOW)	-
M7928/13-158	12-10	YELLOW	620617 (YELLOW)	-

SAE-AS17143

- Class 1 Insulated Terminals, Rectangular Tongue for Wire Size 22-10 AWG

TERMINAL PART NUMBER	WIRE AWG	SLEEVE COLOR	620175 SERIES DIE MIL APPROVED (MULTI CAVITY)	COMPLETE TOOL MIL APPROVED
MS17143-1	22-18	RED	620617* (WHITE)	AMT4001 (M22520/40-01) RED
MS17143-2	16-14	BLUE	620617* (WHITE)	AMT4001 (M22520/40-01) (BLUE)
MS17143-3	12-10	YELLOW	620617 (YELLOW)	-
MS17143-4	22-18	RED	620617* (WHITE)	AMT4001 (M22520/40-01) (RED)
MS17143-5	16-14	BLUE	620617* (WHITE)	AMT4001 (M22520/40-01) (BLUE)
MS17143-6	12-10	YELLOW	620617 (YELLOW)	-
MS17143-7	22-18	RED	620617* (WHITE)	AMT4001 (M22520/40-01) (RED)
MS17143-8	16-14	BLUE	620617* (WHITE)	AMT4001 (M22520/40-01) (BLUE)
MS17143-9	12-10	YELLOW	620617 (YELLOW)	-
MS17143-10	22-18	RED	620617* (WHITE)	AMT4001 (M22520/40-01) (RED)
MS17143-11	16-14	BLUE	620617* (WHITE)	AMT4001 (M22520/40-01) (BLUE)
MS17143-12	12-10	YELLOW	620617 (YELLOW)	-
MS17143-13	22-18	RED	620617* (WHITE)	AMT4001 (M22520/40-01) (RED)
MS17143-14	16-14	BLUE	620617* (WHITE)	AMT4001 (M22520/40-01) (BLUE)
MS17143-15	12-10	YELLOW	620617 (YELLOW)	-

**Mil-approved die set not listed on AS7928/13 spec.*
Wire ranges and pictures are for reference only.

© 2025 Astro Tool Corp.

SAE-AS17143 Continued

- Class 1 Insulated Terminals, Rectangular Tongue for Wire Size 22-10 AWG

TERMINAL PART NUMBER	WIRE AWG	SLEEVE COLOR	620175 SERIES DIE MIL APPROVED (MULTI CAVITY)	COMPLETE TOOL MIL APPROVED
MS17143-16	22-18	RED	620617* (WHITE)	AMT4001 (M22520/40-01) (RED)
MS17143-17	16-14	BLUE	620617* (WHITE)	AMT4001 (M22520/40-01) (BLUE)
MS17143-18	12-10	YELLOW	620617 (YELLOW)	-
MS17143-19	22-18	RED	620617* (WHITE)	AMT4001 (M22520/40-01) (RED)
MS17143-20	16-14	BLUE	620617* (WHITE)	AMT4001 (M22520/40-01) (BLUE)
MS17143-21	12-10	YELLOW	620617 (YELLOW)	-
MS17143-22	22-18	RED	620617* (WHITE)	AMT4001 (M22520/40-01) (RED)
MS17143-23	22-18	RED	620617* (WHITE)	AMT4001 (M22520/40-01) (RED)
MS17143-24	22-18	RED	620617* (WHITE)	AMT4001 (M22520/40-01) (RED)
MS17143-25	22-18	RED	620617* (WHITE)	AMT4001 (M22520/40-01) (RED)

SAE-AS25036

- Class 1 Insulated Terminals for Wire Size 26-24 AWG

TERMINAL PART NUMBER	WIRE SIZE	SLEEVE COLOR	620175 SERIES DIE MIL APPROVED (MULTI CAVITY)
MS25036-143	26-24	YELLOW	620617 (WHITE)
MS25036-144	26-24	YELLOW	620617 (WHITE)
MS25036-145	26-24	YELLOW	620617 (WHITE)
MS25036-146	26-24	YELLOW	620617 (WHITE)
MS25036-147	26-24	YELLOW	620617 (WHITE)

**Mil-approved set not listed on AS17143 spec.*
Wire ranges and pictures are for reference only.

Please visit https://qpldocs.dla.mil/ for a current list of qualified suppliers of connectors, terminals, and splices.

SAE-AS25036

- Class 1 Insulated Terminals for Wire Size 22-18 AWG

TERMINAL PART NUMBER	WIRE SIZE	SLEEVE COLOR	620175 SERIES DIE MIL APPROVED (MULTI CAVITY)	COMPLETE TOOL MIL APPROVED
MS25036-101	22-18	RED	620617* (WHITE)	AMT4001 (M22520/40-01) (RED)
MS25036-102	22-18	RED	620617* (WHITE)	AMT4001 (M22520/40-01) (RED)
MS25036-103	22-18	RED	620617* (WHITE)	AMT4001 (M22520/40-01) (RED)
MS25036-104	22-18	RED	620617* (WHITE)	AMT4001 (M22520/40-01) (RED)
MS25036-105	22-18	RED	620617* (WHITE)	AMT4001 (M22520/40-01) (RED)
MS25036-148	22-18	RED	620617* (WHITE)	AMT4001 (M22520/40-01) (RED)
MS25036-149	22-18	RED	620617* (WHITE)	AMT4001 (M22520/40-01) (RED)
MS25036-150	22-18	RED	620617* (WHITE)	AMT4001 (M22520/40-01) (RED)
MS25036-151	22-18	RED	620617* (WHITE)	AMT4001 (M22520/40-01) (RED)
MS25036-159	22-18	RED	620617* (WHITE)	AMT4001 (M22520/40-01) (RED)

SAE-AS25036

- Class 1 Insulated Terminals for Wire Size 16-14 AWG

TERMINAL PART NUMBER	WIRE SIZE	SLEEVE COLOR	620175 SERIES DIE MIL APPROVED (MULTI CAVITY)	COMPLETE TOOL MIL APPROVED
MS25036-106	16-14	BLUE	620617* (WHITE)	AMT4001 (M22520/40-01) (BLUE)
MS25036-107	16-14	BLUE	620617* (WHITE)	AMT4001 (M22520/40-01) (BLUE)
MS25036-108	16-14	BLUE	620617* (WHITE)	AMT4001 (M22520/40-01) (BLUE)
MS25036-109	16-14	BLUE	620617* (WHITE)	AMT4001 (M22520/40-01) (BLUE)
MS25036-110	16-14	BLUE	620617* (WHITE)	AMT4001 (M22520/40-01) (BLUE)
MS25036-152	16-14	BLUE	620617* (WHITE)	AMT4001 (M22520/40-01) (BLUE)
MS25036-153	16-14	BLUE	620617* (WHITE)	AMT4001 (M22520/40-01) (BLUE)
MS25036-154	16-14	BLUE	620617* (WHITE)	AMT4001 (M22520/40-01) (BLUE)
MS25036-155	16-14	BLUE	620617* (WHITE)	AMT4001 (M22520/40-01) (BLUE)

SAE-AS25036

- Class 1 Insulated Terminals for Wire Size 12-10 AWG

TERMINAL PART NUMBER	WIRE SIZE	SLEEVE COLOR	620175 SERIES DIE MIL APPROVED (MULTI CAVITY)
MS25036-111	12-10	YELLOW	620617 (YELLOW)
MS25036-112	12-10	YELLOW	620617 (YELLOW)
MS25036-113	12-10	YELLOW	620617 (YELLOW)
MS25036-114	12-10	YELLOW	620617 (YELLOW)
MS25036-156	12-10	YELLOW	620617 (YELLOW)
MS25036-157	12-10	YELLOW	620617 (YELLOW)
MS25036-158	12-10	YELLOW	620617 (YELLOW)

**MIL approved tool/die set. Tool/die set not listed on AS25036 spec.*
Wire ranges and pictures are for reference only.

© 2025 Astro Tool Corp.

Tool Selection Guide

Harting D and E Connectors

Astro provides Tool Selection Guides to assist operators in quickly identifying the correct tooling for connector assembly. These charts are offered as a supplemental guide and are not designed to replace any official manuals or specs. Please check official sources for the most up-to-date information.

Part Number Guide

621205

See page 14 for crimp tool information.

HARTING HAN E CONTACTS USED WITH 621205 CRIMP TOOL					
CONTACT PART NUMBER	CONTACT TYPE	WIRE SIZE (MM²)	WIRE GAUGE (AWG)	CURRENT RATING (A)	LOCATOR
09 33 000 6107	MALE	4	12	16	09 99 000 0310
09 33 000 6207	FEMALE	4	12	16	09 99 000 0310
09 33 000 6106	MALE	3	12	16	09 99 000 0310
09 33 000 6206	FEMALE	3	12	16	09 99 000 0310
09 33 000 6102	MALE	2.5	14	16	09 99 000 0310
09 33 000 6202	FEMALE	2.5	14	16	09 99 000 0310
09 33 000 6104	MALE	1.5	16	16	09 99 000 0310
09 33 000 6204	FEMALE	1.5	16	16	09 99 000 0310
09 33 000 6105	MALE	1	18	16	09 99 000 0310
09 33 000 6205	FEMALE	1	18	16	09 99 000 0310
09 33 000 6121	MALE	0.5	20	16	09 99 000 0310
09 33 000 6220	FEMALE	0.5	20	16	09 99 000 0310

HARTING HAN D CONTACTS USED WITH 621205 CRIMP TOOL					
CONTACT PART NUMBER	CONTACT TYPE	WIRE SIZE (MM²)	WIRE GAUGE (AWG)	CURRENT RATING (A)	LOCATOR
09 15 000 6101	MALE	1.5	16	10	09 99 000 0311
09 15 000 6201	FEMALE	1.5	16	10	09 99 000 0311
09 15 000 6106	MALE	2.5	14	10	09 99 000 0311
09 15 000 6102	MALE	1	18	10	09 99 000 0311
09 15 000 6103	MALE	0.5	20	10	09 99 000 0311
09 15 000 6203	FEMALE	0.5	20	10	09 99 000 0311
09 15 000 6104	MALE	0.14-0.37	26-22	10	09 99 000 0311
09 15 000 6204	FEMALE	0.14-0.37	26-22	10	09 99 000 0311

Support Services

Repair and Calibration

Astro offers comprehensive repair and calibration services designed to keep your tools performing at peak accuracy and efficiency. Each tool is inspected by our team of highly trained specialists, serviced with genuine components, and tested to ensure your tools continue to meet the highest standards. Calibration is performed in accordance with ANSI/NCSL Z540 standards.

- Repairs on manual, pneumatic, and battery powered crimp tools
- Certificates of Calibration provided for your compliance records
- Fast turnaround times

START YOUR SERVICE REQUEST

www.astrotool.com/resources/repair-calibration-form/

Customer Assistance

We deliver exceptional customer service at every stage of your tooling life cycle — from product selection to long-term maintenance and calibration. Our responsive, knowledgeable support keeps your operations running smoothly and your tools performing at their best.

Contact Us Directly

Phone: (503) 642-9853
Email: sales@astrotool.com

Find Us Online

Website: www.astrotool.com
Socials: @AstroTool on Twitter
@AstroToolCorp. on LinkedIn

Meet Us In Person

2856 Directors Cove, Memphis, TN 38131

Tool Selection Assistance

www.astrotool.com/milspec-search/

© 2025 Astro Tool Corp.

AWG to Metric Sizing

AWG	STRANDING	APPROX. O.D.		CIRCULAR MIL AREA	SQUARE		BARE COPPER D.C. RESISTANCE		TINNED COPPER D.C. RESISTANCE	
		INCHES	MM		INCHES	MM	OHMS/ 1000 F.T.	OHMS/ KM	OHMS/ 1000 F.T.	OHMS/ KM
36	Solid	0.005	0.127	25.0	0.00002	0.013	415	1361	445	1461
36	7/44	0.006	0.152	28.0	0.00002	0.014	378	1239	406	1330
34	Solid	0.006	0.160	39.7	0.00003	0.020	261	857	280	920
34	7/42	0.008	0.191	43.8	0.00003	0.022	242	793	260	851
32	Solid	0.008	0.203	64.0	0.00005	0.032	162	532	174	571
32	7/40	0.009	0.236	67.3	0.00005	0.034	157	516	169	554
32	19/44	0.010	0.254	76.0	0.00006	0.039	139	457	149	490
30	Solid	0.010	0.254	100	0.00008	0.051	104	340	111	365
30	7/38	0.012	0.305	112	0.00009	0.057	94.5	310	101	333
30	19/42	0.013	0.318	119	0.00009	0.060	89.1	292	95.6	314
28	Solid	0.013	0.320	159	0.00012	0.080	65.3	214	69.4	228
28	7/36	0.015	0.381	175	0.00014	0.089	60.4	198	64.9	213
28	19/40	0.016	0.394	183	0.00014	0.093	57.9	190	62.2	204
27	7/35	0.017	0.427	220	0.00017	0.111	48.2	158	51.7	170
26	Solid	0.016	0.404	253	0.00020	0.128	41.0	135	43.6	143
26	10/36	0.020	0.508	250	0.00020	0.127	42.3	139	45.4	149
26	19/38	0.020	0.508	304	0.00024	0.154	34.8	114	37.4	123
26	7/34	0.019	0.480	278	0.00022	0.141	38.1	125	40.9	134
24	Solid	0.020	0.511	404	0.00032	0.205	25.7	84.2	26.7	87.6
24	7/32	0.024	0.610	448	0.00035	0.227	23.6	77.4	25.3	83.1
24	10/34	0.025	0.640	397	0.00031	0.201	26.7	87.4	28.6	93.8
24	19/36	0.025	0.635	475	0.00037	0.241	22.3	73.0	23.9	78.4
24	41/40	0.023	0.583	394	0.00031	0.200	26.8	88.1	28.8	94.5
22	Solid	0.025	0.643	640	0.00050	0.324	16.2	53.1	16.8	55.3
22	7/30	0.030	0.762	700	0.00055	0.355	15.1	49.6	16.2	53.2
22	19/34	0.032	0.800	754	0.00059	0.382	14.0	46.0	15.1	49.4
22	26/36	0.029	0.737	650	0.00051	0.329	16.3	53.4	17.5	57.3
20	Solid	0.032	0.813	1024	0.00080	0.519	10.1	33.2	10.5	34.5
20	7/28	0.038	0.960	1111	0.00087	0.563	9.52	31.2	10.1	33.2
20	10/30	0.040	1.016	1000	0.00079	0.507	10.6	34.7	11.4	37.2
20	19/32	0.040	1.016	1216	0.0010	0.616	8.70	28.5	9.34	30.6
20	26/34	0.037	0.928	1032	0.0008	0.523	10.3	33.6	11.0	36.1
20	41/36	0.037	0.940	1025	0.0008	0.519	10.3	33.9	11.1	36.3
18	Solid	0.040	1.02	1624	0.0013	0.823	6.39	20.9	6.64	21.8
18	7/26	0.048	1.21	1770	0.0014	0.897	5.98	19.6	6.35	20.8
18	16/30	0.047	1.19	1600	0.0013	0.811	6.61	21.7	7.10	23.3
18	19/30	0.050	1.27	1900	0.0015	0.963	5.57	18.3	5.98	19.6
18	41/34	0.047	1.18	1627	0.0013	0.825	6.50	21.3	6.98	22.9
18	65/36	0.048	1.21	1625	0.0013	0.823	6.51	21.4	6.99	22.9
16	Solid	0.051	1.29	2581	0.0020	1.31	4.02	13.2	4.18	13.7

AWG	STRANDING	APPROX. O.D.		CIRCULAR MIL AREA	SQUARE		BARE COPPER D.C. RESISTANCE		TINNED COPPER D.C. RESISTANCE	
		INCHES	MM		INCHES	MM	OHMS/ 1000 F.T.	OHMS/ KM	OHMS/ 1000 F.T.	OHMS/ KM
16	7/24	0.060	1.53	2828	0.0022	1.43	3.74	12.3	3.89	12.8
16	65/34	0.060	1.52	2580	0.0020	1.31	4.10	13.4	4.40	14.4
16	26/30	0.058	1.47	2600	0.0020	1.32	4.07	13.3	4.37	14.3
16	19/29	0.057	1.44	2426	0.0019	1.23	4.36	14.3	4.63	15.2
16	105/36	0.058	1.47	2625	0.0021	1.33	4.03	13.2	4.33	14.2
14	Solid	0.064	1.63	4109	0.0032	2.08	2.52	8.28	2.63	8.61
14	7/22	0.076	1.93	4481	0.0035	2.27	2.36	7.74	2.46	8.05
14	19/27	0.071	1.80	3831	0.0030	1.94	2.76	9.06	2.93	9.6
14	41/30	0.074	1.88	4100	0.0032	2.08	2.58	8.46	2.77	9.08
14	105/34	0.073	1.86	4167	0.0033	2.11	2.54	8.33	2.72	8.94
12	Solid	0.081	2.05	6529	0.0051	3.31	1.59	5.21	1.65	5.42
12	7/20	0.096	2.44	7168	0.0056	3.63	1.48	4.84	1.53	5.03
12	19/25	0.090	2.27	6088	0.0048	3.08	1.74	5.70	1.85	6.05
12	65/30	0.095	2.41	6500	0.0051	3.29	1.63	5.34	1.75	5.73
12	165/34	0.095	2.42	6549	0.0051	3.32	1.65	5.40	1.77	5.80
10	Solid	0.102	2.59	10384	0.0082	5.26	0.999	3.28	1.04	3.41
10	37/26	0.111	2.83	9354	0.0073	4.74	1.13	3.71	1.20	3.94
10	49/27	0.116	2.96	9880	0.0078	5.01	1.07	3.51	1.14	3.73
10	105/30	0.116	2.95	10500	0.0082	5.32	1.01	3.30	1.08	3.55
8	49/25	0.147	3.73	15700	0.0123	7.96	0.674	2.21	0.72	2.35
8	133/29	0.166	4.22	16983	0.0133	8.61	0.635	2.08	0.67	2.21
8	655/36	0.166	4.22	16375	0.0129	8.30	0.665	2.18	0.71	2.34
6	133/27	0.209	5.30	26818	0.0211	13.6	0.402	1.32	0.427	1.40
6	259/30	0.210	5.33	25900	0.0203	13.1	0.416	1.37	0.447	1.47
6	1050/36	0.204	5.18	26250	0.0206	13.3	0.415	1.36	0.445	1.46
4	133/25	0.263	6.68	42615	0.0335	21.6	0.253	0.830	0.269	0.882
4	259/28	0.265	6.72	41119	0.0323	20.8	0.262	0.860	0.279	0.914
4	1666/36	0.290	7.37	41650	0.0327	21.1	0.261	0.858	0.281	0.921
2	133/23	0.332	8.44	67931	0.0534	34.4	0.159	0.521	0.165	0.542
2	259/26	0.334	8.48	65478	0.0514	33.2	0.165	0.540	0.175	0.574
2	665/30	0.335	8.51	66500	0.0522	33.7	0.164	0.537	0.176	0.577
2	2646/36	0.298	7.56	66150	0.0520	33.5	0.166	0.545	0.178	0.585
1	133/22	0.372	9.45	85132	0.0669	43.1	0.127	0.416	0.132	0.432
1	259/25	0.376	9.55	82986	0.0652	42.1	0.130	0.426	0.138	0.453
1	836/30	0.377	9.58	83600	0.0657	42.4	0.130	0.427	0.140	0.459
1	2107/34	0.375	9.52	83627	0.0657	42.4	0.131	0.431	0.141	0.463
1/0	133/21	0.419	10.6	108029	0.0849	54.7	0.100	0.327	0.104	0.341
1/0	259/24	0.422	10.7	104639	0.0822	53.0	0.103	0.338	0.107	0.352
2/0	133/20	0.470	11.9	136192	0.1070	69.0	0.079	0.260	0.082	0.270
2/0	259/23	0.475	12.1	132287	0.1039	67.0	0.082	0.267	0.085	0.278
3/0	259/22	0.531	13.5	165783	0.1302	84.0	0.065	0.213	0.068	0.222
3/0	427/24	0.539	13.7	172512	0.1355	87.4	0.063	0.207	0.066	0.215
4/0	259/21	0.599	15.2	210373	0.1652	107	0.051	0.168	0.053	0.175
4/0	427/23	0.606	15.4	218095	0.1713	111	0.050	0.164	0.052	0.170

© 2025 Astro Tool Corp.

Astro Tool Corp.
www.astrotool.com - (503) 642-9853
2856 Directors Cove, Memphis, TN 38131